

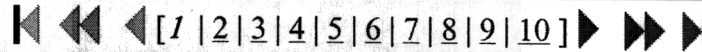
KFUPM Rank 89
 Univ. of Sydney 92
 Oxford 95
 McGi 115



INSTITUTION RANKINGS IN ENGINEERING

Sorted by: Papers SORT AGAIN

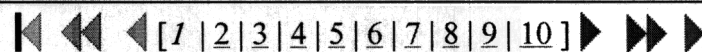
1 - 20 (of 915)



Page 1 of 46


	VIEW	INSTITUTION	PAPERS	CITATIONS	CITATIONS PER PAPER
1		<u>RUSSIAN ACAD SCI</u>	7,391	13,280	1.80
2		<u>UNIV ILLINOIS</u>	4,965	25,221	5.08
3		<u>INDIAN INST TECHNOL</u>	4,928	9,768	1.98
4		<u>UNIV CALIF BERKELEY</u>	4,473	27,427	6.13
5		<u>NASA</u>	4,378	17,778	4.06
6		<u>MIT</u>	4,258	26,784	6.29
7		<u>UNIV TOKYO</u>	4,200	13,230	3.15
8		<u>UNIV TEXAS</u>	4,122	16,836	4.08
9		<u>NANYANG TECHNOL UNIV</u>	4,086	9,226	2.26
10		<u>NATL UNIV SINGAPORE</u>	3,929	10,915	2.78
11		<u>UNIV MICHIGAN</u>	3,845	19,660	5.11
12		<u>KOREA ADV INST SCI & TECHNOL</u>	3,599	8,882	2.47
13		<u>GEORGIA INST TECHNOL</u>	3,569	13,753	3.85
14		<u>TEXAS A&M UNIV</u>	3,224	11,575	3.59
15		<u>PURDUE UNIV</u>	3,182	14,258	4.48
16		<u>CHINESE ACAD SCI</u>	3,066	6,051	1.97
17		<u>STANFORD UNIV</u>	3,053	21,505	7.04
18		<u>TSING HUA UNIV</u>	3,027	5,802	1.92
19		<u>TOHOKU UNIV</u>	2,950	9,465	3.21
20		<u>PENN STATE UNIV</u>	2,909	12,083	4.15

1 - 20 (of 915)



Page 1 of 46

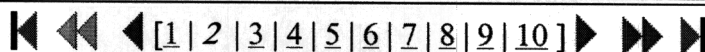
ISI ESSENTIAL SCIENCE Indicators™ Powered by ISI Web of Knowledge™

**INSTITUTION RANKINGS IN ENGINEERING**

Sorted by: Papers

SORT AGAIN

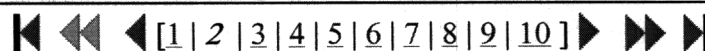
21 - 40 (of 915)



Page 2 of 46

	VIEW	INSTITUTION	PAPERS	CITATIONS	CITATIONS PER PAPER
21		US NAVY	2,815	9,863	3.50
22		KYOTO UNIV	2,810	8,881	3.16
23		JAPAN ATOM ENERGY RES INST	2,805	7,579	2.70
24		TOKYO INST TECHNOL	2,779	7,386	2.66
25		UNIV MARYLAND	2,771	11,861	4.28
26		UNIV WISCONSIN	2,755	12,171	4.42
27		UNIV LONDON IMPERIAL COLL SCI TECHNOL & MED	2,734	11,970	4.38
28		NATL CHENG KUNG UNIV	2,730	7,092	2.60
29		CNRS	2,691	10,553	3.92
30		NATL TAIWAN UNIV	2,650	7,332	2.77
31		DELFT UNIV TECHNOL	2,649	10,833	4.09
32		OSAKA UNIV	2,643	7,575	2.87
33		SEOUL NATL UNIV	2,584	6,858	2.65
34		HONG KONG POLYTECH UNIV	2,504	5,283	2.11
35		CALTECH	2,472	18,509	7.49
36		CNR	2,414	10,481	4.34
37		NATL CHIAO TUNG UNIV	2,378	6,806	2.86
38		TECHNION ISRAEL INST TECHNOL	2,337	8,085	3.46
39		UNIV TORONTO	2,315	9,940	4.29
40		CITY UNIV HONG KONG	2,305	5,583	2.42

21 - 40 (of 915)

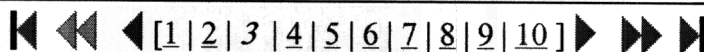


Page 2 of 46

Copyright © 2002 Thomson ISI

**INSTITUTION RANKINGS IN ENGINEERING**Sorted by:

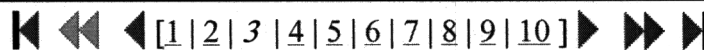
41 - 60 (of 915)



Page 3 of 46

	VIEW	INSTITUTION	PAPERS	CITATIONS	CITATIONS PER PAPER
41		<u>UNIV CALIF LOS ANGELES</u>	2,303	13,879	6.03
42		<u>UNIV CAMBRIDGE</u>	2,256	11,755	5.21
43		<u>UNIV MINNESOTA</u>	2,203	11,167	5.07
44		<u>VIRGINIA POLYTECH INST</u>	2,163	7,160	3.31
45		<u>MAX PLANCK SOCIETY</u>	2,137	11,659	5.46
46		<u>NAGOYA UNIV</u>	2,080	6,593	3.17
47		<u>UNIV ROMA LA SAPIENZA</u>	2,058	7,668	3.73
48		<u>UNIV CALIF SAN DIEGO</u>	2,035	11,193	5.50
49		<u>IBM CORP</u>	2,027	12,677	6.25
50		<u>IST NAZL FIS NUCL</u>	1,999	9,646	4.83
51		<u>UNIV FLORIDA</u>	1,966	7,717	3.93
52		<u>OHIO STATE UNIV</u>	1,962	8,930	4.55
53		<u>KYUSHU UNIV</u>	1,941	6,030	3.11
54		<u>NATL ACAD SCI UKRAINE</u>	1,927	3,322	1.72
55		<u>UNIV WATERLOO</u>	1,918	6,411	3.34
56		<u>NATL INST STAND & TECHNOL</u>	1,914	9,338	4.88
57		<u>UNIV WASHINGTON</u>	1,872	9,918	5.30
58		<u>POLITECN MILAN</u>	1,861	6,244	3.36
59		<u>CARNEGIE MELLON UNIV</u>	1,859	10,712	5.76
60		<u>CORNELL UNIV</u>	1,831	11,384	6.22

41 - 60 (of 915)



Page 3 of 46

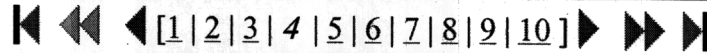
ISI ESSENTIAL SCIENCE Indicators™ Powered by ISI Web of Knowledge™



INSTITUTION RANKINGS IN ENGINEERING

Sorted by: Papers SORT AGAIN

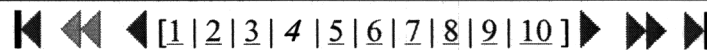
61 - 80 (of 915)



Page 4 of 46

	VIEW	INSTITUTION	PAPERS	CITATIONS	CITATIONS PER PAPER
61		OAK RIDGE NATL LAB	1,827	9,585	5.25
62		SANDIA NATL LAB	1,817	10,226	5.63
63		N CAROLINA STATE UNIV	1,804	6,919	3.84
64		UNIV ALBERTA	1,789	6,216	3.47
65		LOS ALAMOS NATL LAB	1,784	9,117	5.11
66		UNIV MANCHESTER	1,765	6,482	3.67
67		UNIV COLORADO	1,747	8,937	5.12
68		UNIV SOUTHAMPTON	1,742	6,620	3.80
69		NATL TECH UNIV ATHENS	1,723	4,087	2.37
70		HONG KONG UNIV SCI & TECHNOL	1,710	5,917	3.46
71		NATL TSING HUA UNIV	1,612	4,665	2.89
72		USAF	1,607	5,915	3.68
73		LAWRENCE LIVERMORE NATL LAB	1,587	8,761	5.52
74		UNIV SO CALIF	1,574	8,620	5.48
75		AT&T	1,568	12,214	7.79
76		ARIZONA STATE UNIV	1,541	5,641	3.66
77		UNIV HONG KONG	1,533	3,808	2.48
78		ROYAL INST TECHNOL	1,530	6,361	4.16
79		ECOLE POLYTECH FED LAUSANNE	1,524	8,984	5.90
80		ETH ZURICH	1,517	10,620	7.00

61 - 80 (of 915)



Page 4 of 46

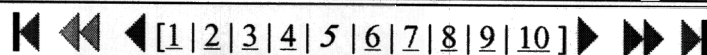
Copyright © 2002 Thomson ISI



INSTITUTION RANKINGS IN ENGINEERING

Sorted by: Papers SORT AGAIN

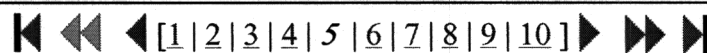
81 - 100 (of 915)



Page 5 of 46

	VIEW	INSTITUTION	PAPERS	CITATIONS	CITATIONS PER PAPER
81		UNIV MISSOURI	1,517	4,615	3.04
82		CATHOLIC UNIV LEUVEN	1,511	6,463	4.28
83		ECOLE POLYTECH	1,506	6,658	4.42
84		UNIV NEW S WALES	1,506	6,074	4.03
85		UNIV BOLOGNA	1,502	5,551	3.70
86		UNIV BRITISH COLUMBIA	1,497	6,256	4.18
87		CERN	1,495	8,763	5.86
88		UNIV CALIF DAVIS	1,483	6,931	4.67
89		KING FAHD UNIV PETR & MINERALS	1,481	2,937	1.98
90		ARGONNE NATL LAB	1,480	6,669	4.51
91		TEL AVIV UNIV	1,478	5,968	4.04
92		UNIV SYDNEY	1,476	6,523	4.42
93		JOHNS HOPKINS UNIV	1,472	7,867	5.34
94		SHANGHAI JIAO TONG UNIV	1,472	1,895	1.29
95		UNIV OXFORD	1,470	7,834	5.33
96		PRINCETON UNIV	1,461	10,122	6.93
97		RUTGERS STATE UNIV	1,447	6,702	4.63
98		UNIV LUND	1,435	7,531	5.25
99		MOSCOW MV LOMONOSOV STATE UNIV	1,427	3,067	2.15
100		US ARMY	1,424	4,796	3.37

81 - 100 (of 915)



Page 5 of 46

Copyright © 2002 Thomson ISI

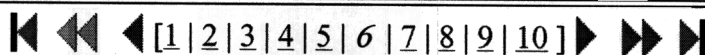
ISI ESSENTIAL SCIENCE Indicators™ Powered by ISI Web of Knowledge™



INSTITUTION RANKINGS IN ENGINEERING

Sorted by:

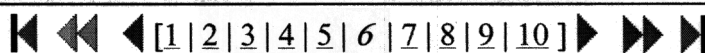
101 - 120 (of 915)



Page 6 of 46

	VIEW	INSTITUTION	PAPERS	CITATIONS	CITATIONS PER PAPER
101		HITACHI LTD	1,423	4,390	3.09
102		UNIV CALIF SANTA BARBARA	1,422	10,152	7.14
103		UNIV ARIZONA	1,393	6,356	4.56
104		UNIV PADUA	1,389	5,983	4.31
105		UNIV PARIS 6	1,385	7,448	5.38
106		UNIV LEEDS	1,379	6,090	4.42
107		NORTHWESTERN UNIV	1,378	8,696	6.31
108		EINDHOVEN UNIV TECHNOL	1,371	5,352	3.90
109		UNIV SHEFFIELD	1,370	4,258	3.11
110		NEC CORP LTD	1,369	4,496	3.28
111		TECH UNIV MUNICH	1,366	5,548	4.06
112		RENSSELAER POLYTECH INST	1,363	6,400	4.70
113		TECH UNIV DENMARK	1,362	7,006	5.14
114		CHALMERS UNIV TECHNOL	1,352	5,712	4.22
115		MCGILL UNIV	1,340	6,162	4.60
116		INDIAN INST SCI	1,319	2,826	2.14
117		UNIV STUTTGART	1,296	4,287	3.31
118		HELSINKI UNIV TECHNOL	1,295	5,476	4.23
119		UNIV KARLSRUHE	1,285	4,563	3.55
120		DUKE UNIV	1,238	6,085	4.92

101 - 120 (of 915)



Page 6 of 46

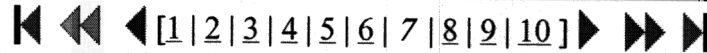
Copyright © 2002 Thomson ISI



INSTITUTION RANKINGS IN ENGINEERING

Sorted by: Papers SORT AGAIN

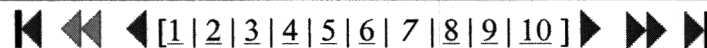
121 - 140 (of 915)



Page 7 of 46

	VIEW	INSTITUTION	PAPERS	CITATIONS	CITATIONS PER PAPER
121		POLITECN TURIN	1,201	3,352	2.79
122		UNIV PISA	1,194	4,237	3.55
123		ARISTOTELIAN UNIV SALONIKA	1,180	3,472	2.94
124		UNIV GENOA	1,179	4,510	3.83
125		POLISH ACAD SCI	1,174	3,374	2.87
126		FORSCHUNGSZENTRUM KARLSRUHE	1,171	3,768	3.22
127		UNIV NOTTINGHAM	1,170	3,177	2.72
128		VIENNA TECH UNIV	1,169	4,060	3.47
129		UNIV NAPLES FEDERICO II	1,166	3,735	3.20
130		IOWA STATE UNIV	1,155	4,541	3.93
131		HOKKAIDO UNIV	1,152	2,816	2.44
132		CHINESE UNIV HONG KONG	1,151	3,321	2.89
133		UNIV VIRGINIA	1,147	5,352	4.67
134		MICHIGAN STATE UNIV	1,145	6,510	5.69
135		CSIC	1,140	5,032	4.41
136		UNIV SAO PAULO	1,137	3,420	3.01
137		BEN GURION UNIV NEGEV	1,134	2,924	2.58
138		UNIV LJUBLJANA	1,131	2,629	2.32
139		ACAD SCI CZECH REPUBL	1,125	4,809	4.27
140		LOUISIANA STATE UNIV	1,122	3,280	2.92

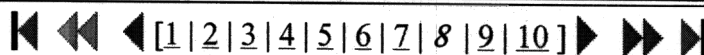
121 - 140 (of 915)



Page 7 of 46

**INSTITUTION RANKINGS IN ENGINEERING**Sorted by: **SORT AGAIN**

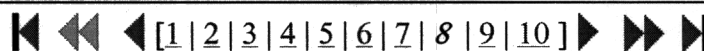
141 - 160 (of 915)



Page 8 of 46

	VIEW	INSTITUTION	PAPERS	CITATIONS	CITATIONS PER PAPER
141		UNIV MASSACHUSETTS	1,121	5,670	5.06
142		TOSHIBA CO LTD	1,115	3,526	3.16
143		UNIV MELBOURNE	1,110	5,397	4.86
144		UNIV CALIF IRVINE	1,101	5,509	5.00
145		UNIV CALGARY	1,099	2,679	2.44
146		UNIV STRATHCLYDE	1,099	3,415	3.11
147		ACAD SINICA	1,090	4,007	3.68
148		NATL RES COUNCIL CANADA	1,090	5,316	4.88
149		UNIV CINCINNATI	1,089	5,908	5.43
150		MCMASTER UNIV	1,078	4,551	4.22
151		UNIV BRISTOL	1,076	4,194	3.90
152		UNIV TWENTE	1,070	4,748	4.44
153		UNIV GLASGOW	1,068	4,389	4.11
154		NIPPON TELEGRAPH & TEL PUBL CORP	1,056	6,806	6.45
155		UNIV SURREY	1,055	3,621	3.43
156		FREE UNIV BRUSSELS	1,053	5,352	5.08
157		CEA	1,043	3,957	3.79
158		POHANG UNIV SCI & TECHNOL	1,037	2,615	2.52
159		UNIV IOWA	1,033	5,126	4.96
160		UNIV PARIS 11	1,027	5,742	5.59

141 - 160 (of 915)



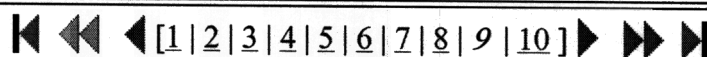
Page 8 of 46



INSTITUTION RANKINGS IN ENGINEERING

Sorted by: Papers ▼ SORT AGAIN

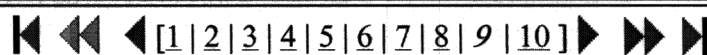
161 - 180 (of 915)





Page 9 of 46

	VIEW	INSTITUTION	PAPERS	CITATIONS	CITATIONS PER PAPER
161		XIAN JIAOTONG UNIV	1,027	1,878	1.83
162		UNIV TSUKUBA	1,025	3,308	3.23
163		UNIV FLORENCE	1,021	4,753	4.66
164		UNIV WESTERN ONTARIO	1,020	3,253	3.19
165		HIROSHIMA UNIV	1,018	2,811	2.76
166		ST PETERSBURG STATE UNIV	1,014	2,221	2.19
167		TECH UNIV DARMSTADT	1,013	3,543	3.50
168		HANYANG UNIV	1,011	1,653	1.64
169		UNIV COLL LONDON	1,007	4,291	4.26
170		UNIV LIVERPOOL	1,005	4,601	4.58
171		UNIV POLITECN CATALUNYA	1,005	3,645	3.63
172		NATL CENT UNIV	1,001	3,302	3.30
173		UNIV ALABAMA	999	2,969	2.97
174		INRIA	994	5,787	5.82
175		YONSEI UNIV	989	2,211	2.24
176		COLUMBIA UNIV	988	4,886	4.95
177		RIKEN	979	3,716	3.80
178		UNIV BIRMINGHAM	975	4,270	4.38
179		UNIV UPPSALA	975	5,449	5.59
180		UNIV DELAWARE	970	4,807	4.96

161 - 180 (of 915)



Page 9 of 46

**INSTITUTION RANKINGS IN ENGINEERING**

Sorted by: Papers

SORT AGAIN

181 - 200 (of 915)

◀◀ [1|2|3|4|5|6|7|8|9|10] ▶▶▶

Page 10 of 46

	VIEW	INSTITUTION	PAPERS	CITATIONS	CITATIONS PER PAPER
181		STATE UNIV GHENT	960	4,778	4.98
182		ZHEJIANG UNIV	959	2,322	2.42
183		RUHR UNIV BOCHUM	952	4,025	4.23
184		UNIV N CAROLINA	951	3,593	3.78
185		MITSUBISHI ELECTR CORP	949	1,384	1.46
186		BEIJING UNIV	944	2,093	2.22
187		MONASH UNIV	941	2,629	2.79
188		RHEIN WESTFAL TH AACHEN	930	3,232	3.48
189		HEWLETT PACKARD CORP	923	3,307	3.58
190		UNIV QUEENSLAND	923	3,228	3.50
191		CLEMSON UNIV	922	3,061	3.32
192		UNIV EDINBURGH	922	3,339	3.62
193		SIEMENS AG	920	3,182	3.46
194		TECH UNIV BERLIN	920	4,101	4.46
195		UNIV NOTRE DAME	916	4,683	5.11
196		CSIRO	910	5,212	5.73
197		UNIV KENTUCKY	909	3,326	3.66
198		HARVARD UNIV	900	8,618	9.58
199		LOUGHBOROUGH UNIV TECHNOL	893	2,577	2.89
200		UNIV PENN	883	5,633	6.38

181 - 200 (of 915)

◀◀ [1|2|3|4|5|6|7|8|9|10] ▶▶▶

Page 10 of 46