

The Data Link Layer

Chapter 3

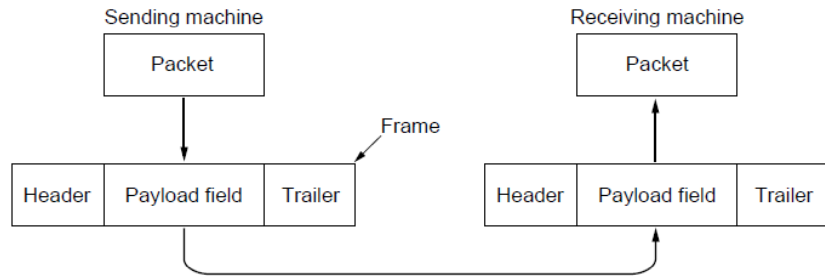
Computer Networks, Fifth Edition by Andrew Tanenbaum and David Wetherall. © Pearson Education-Prentice Hall, 2011

Data Link Layer Design Issues

- Network layer services
- Framing
- Error control
- Flow control

Computer Networks, Fifth Edition by Andrew Tanenbaum and David Wetherall. © Pearson Education-Prentice Hall, 2011

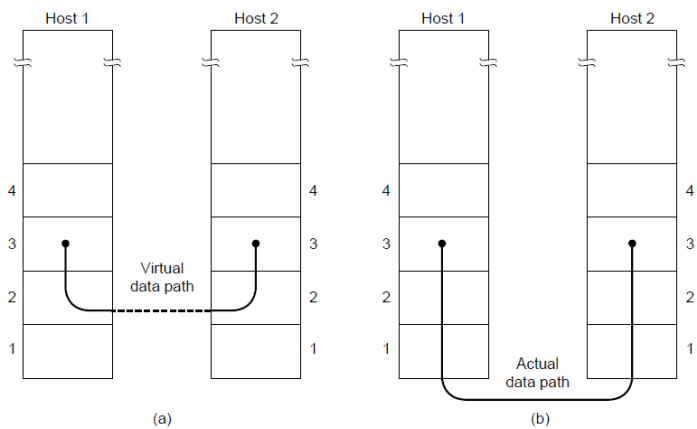
Packets and Frames



Relationship between packets and frames.

Computer Networks, Fifth Edition by Andrew Tanenbaum and David Wetherall. © Pearson Education-Prentice Hall, 2011

Network Layer Services



(a) Virtual communication. (b) Actual communication.

Computer Networks, Fifth Edition by Andrew Tanenbaum and David Wetherall. © Pearson Education-Prentice Hall, 2011

Possible Services Offered

1. Unacknowledged connectionless service.
2. Acknowledged connectionless service.
3. Acknowledged connection-oriented service.

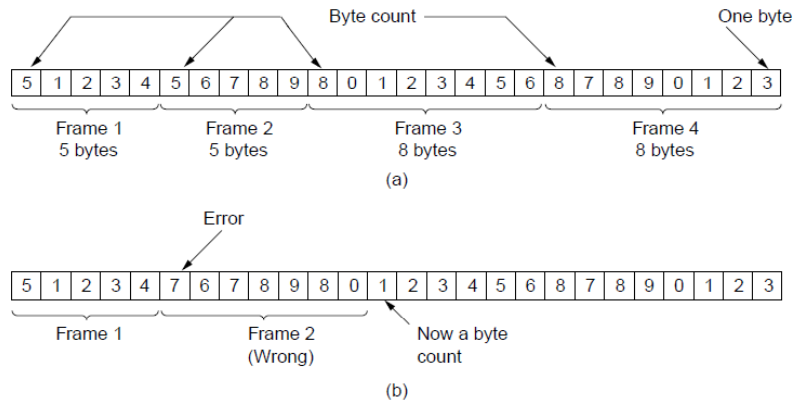
Computer Networks, Fifth Edition by Andrew Tanenbaum and David Wetherall. © Pearson Education-Prentice Hall, 2011

Framing Methods

1. Byte count.
2. Flag bytes with byte stuffing.
3. Flag bits with bit stuffing.
4. Physical layer coding violations.

Computer Networks, Fifth Edition by Andrew Tanenbaum and David Wetherall. © Pearson Education-Prentice Hall, 2011

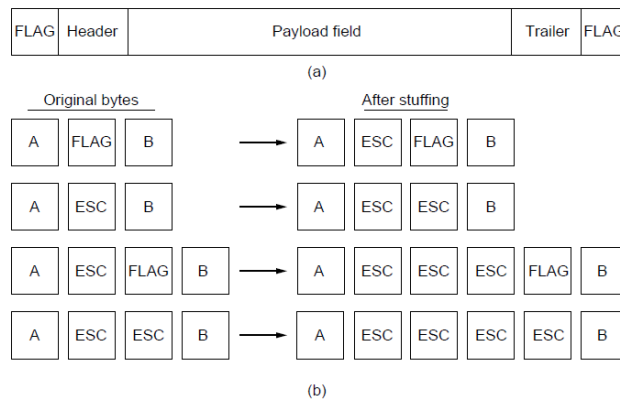
Framing (1)



A byte stream. (a) Without errors. (b) With one error.

Computer Networks, Fifth Edition by Andrew Tanenbaum and David Wetherall. © Pearson Education-Prentice Hall, 2011

Framing (2)



- a) A frame delimited by flag bytes.
- b) Four examples of byte sequences before and after byte stuffing.

Computer Networks, Fifth Edition by Andrew Tanenbaum and David Wetherall. © Pearson Education-Prentice Hall, 2011

Framing (3)

(a) 0 1 1 0 1 1 1 1 1 1 1 1 1 1 1 1 1 1 1 1 1 0 0 1 0

(b) 0 1 1 0 1 1 1 1 1 0 1 1 1 1 1 0 1 1 1 1 1 0 1 0 0 1 0

Stuffed bits

(c) 0 1 1 0 1 1 1 1 1 1 1 1 1 1 1 1 1 1 1 1 1 0 0 1 0

Bit stuffing. (a) The original data. (b) The data as they appear on the line. (c) The data as they are stored in the receiver's memory after destuffing.

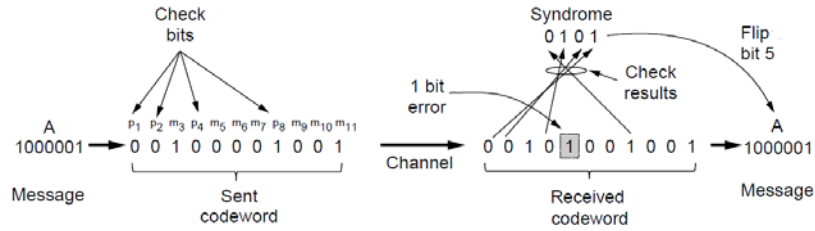
Computer Networks, Fifth Edition by Andrew Tanenbaum and David Wetherall. © Pearson Education-Prentice Hall, 2011

Error Detection Codes (1)

1. Hamming codes.
2. Binary convolutional codes.
3. Reed-Solomon codes.
4. Low-Density Parity Check codes.

Computer Networks, Fifth Edition by Andrew Tanenbaum and David Wetherall. © Pearson Education-Prentice Hall, 2011

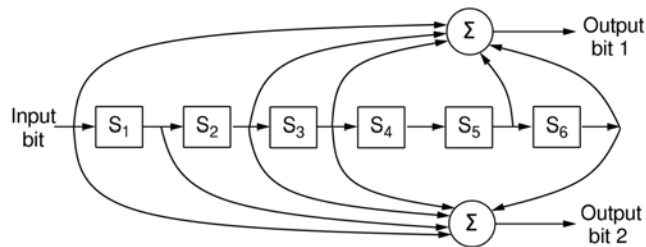
Error Detection Codes (2)



Example of an (11, 7) Hamming code correcting a single-bit error.

Computer Networks, Fifth Edition by Andrew Tanenbaum and David Wetherall. © Pearson Education-Prentice Hall, 2011

Error Detection Codes (3)



The NASA binary convolutional code used in 802.11.

Computer Networks, Fifth Edition by Andrew Tanenbaum and David Wetherall. © Pearson Education-Prentice Hall, 2011

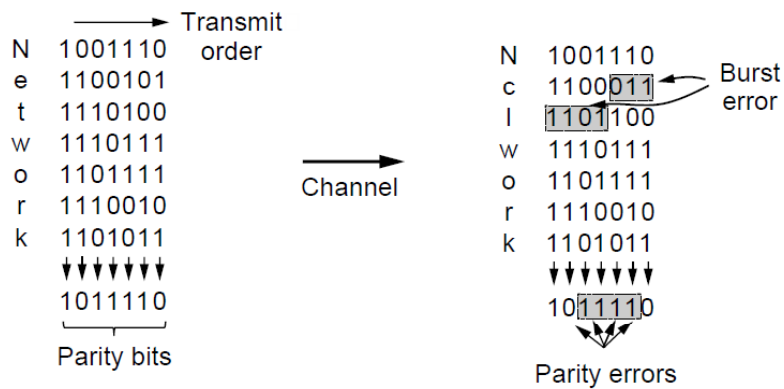
Error-Detecting Codes (1)

Linear, systematic block codes

1. Parity.
2. Checksums.
3. Cyclic Redundancy Checks (CRCs).

Computer Networks, Fifth Edition by Andrew Tanenbaum and David Wetherall. © Pearson Education-Prentice Hall, 2011

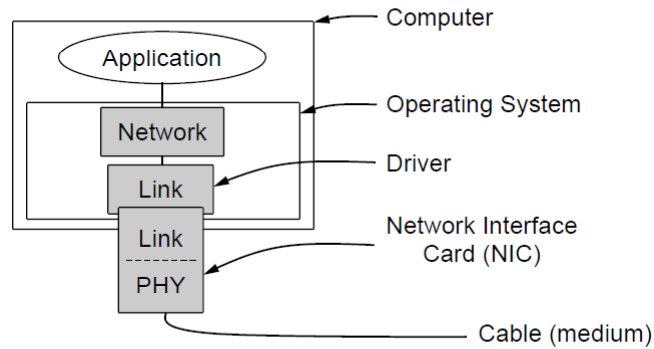
Error-Detecting Codes (2)



Interleaving of parity bits to detect a burst error.

Computer Networks, Fifth Edition by Andrew Tanenbaum and David Wetherall. © Pearson Education-Prentice Hall, 2011

Elementary Data Link Protocols (2)



Implementation of the physical, data link, and network layers.

Computer Networks, Fifth Edition by Andrew Tanenbaum and David Wetherall. © Pearson Education-Prentice Hall, 2011

Elementary Data Link Protocols (3)

```

#define MAX_PKT 1024                                /* determines packet size in bytes */

typedef enum {false, true} boolean;                 /* boolean type */
typedef unsigned int seq_nr;                         /* sequence or ack numbers */
typedef struct {unsigned char data[MAX_PKT];} packet; /* packet definition */
typedef enum {data, ack, nak} frame_kind;           /* frame_kind definition */

typedef struct {                                     /* frames are transported in this layer */
    frame_kind kind;                                /* what kind of frame is it? */
    seq_nr seq;                                     /* sequence number */
    seq_nr ack;                                     /* acknowledgement number */
    packet info;                                    /* the network layer packet */
} frame;
. . .

```

Some definitions needed in the protocols to follow. These definitions are located in the file *protocol.h*.

Computer Networks, Fifth Edition by Andrew Tanenbaum and David Wetherall. © Pearson Education-Prentice Hall, 2011

Elementary Data Link Protocols (4)

```

/* Wait for an event to happen; return its type in event. */
void wait_for_event(event_type *event);

/* Fetch a packet from the network layer for transmission on the channel. */
void from_network_layer(packet *p);

/* Deliver information from an inbound frame to the network layer. */
void to_network_layer(packet *p);

/* Go get an inbound frame from the physical layer and copy it to r. */
void from_physical_layer(frame *r);

/* Pass the frame to the physical layer for transmission. */
void to_physical_layer(frame *s);

/* Start the clock running and enable the timeout event. */
void start_timer(seq_nr k);

/* Stop the clock and disable the timeout event. */
void stop_timer(seq_nr k); . . .

```

Some definitions needed in the protocols to follow. These definitions are located in the file *protocol.h*.

Computer Networks, Fifth Edition by Andrew Tanenbaum and David Wetherall. © Pearson Education-Prentice Hall, 2011

Elementary Data Link Protocols (5)

```

/* Start an auxiliary timer and enable the ack_timeout event. */
void start_ack_timer(void);

/* Stop the auxiliary timer and disable the ack_timeout event. */
void stop_ack_timer(void);

/* Allow the network layer to cause a network_layer_ready event. */
void enable_network_layer(void);

/* Forbid the network layer from causing a network_layer_ready event. */
void disable_network_layer(void);

/* Macro inc is expanded in-line: increment k circularly. */
#define inc(k) if (k < MAX_SEQ) k = k + 1; else k = 0

```

Some definitions needed in the protocols to follow. These definitions are located in the file *protocol.h*.

Computer Networks, Fifth Edition by Andrew Tanenbaum and David Wetherall. © Pearson Education-Prentice Hall, 2011

Utopian Simplex Protocol (1)

/* Protocol 1 (Utopia) provides for data transmission in one direction only, from sender to receiver. The communication channel is assumed to be error free and the receiver is assumed to be able to process all the input infinitely quickly. Consequently, the sender just sits in a loop pumping data out onto the line as fast as it can. */

```
typedef enum {frame_arrival} event_type;
#include "protocol.h"

void sender1(void)
{
    frame s;                /* buffer for an outbound frame */
    packet buffer;         /* buffer for an outbound packet */

    while (true) {
        from_network_layer(&buffer); /* go get something to send */
        s.info = buffer;           /* copy it into s for transmission */
        to_physical_layer(&s);     /* send it on its way */
    }                               /* Tomorrow, and tomorrow, and tomorrow,
                                     Creeps in this petty pace from day to day
                                     To the last syllable of recorded time.
                                     - Macbeth, V, v */
}
. . .
```

A utopian simplex protocol.

Computer Networks, Fifth Edition by Andrew Tanenbaum and David Wetherall. © Pearson Education-Prentice Hall, 2011

Utopian Simplex Protocol (2)

```
void receiver1(void)
{
    frame r;
    event_type event;        /* filled in by wait, but not used here */

    while (true) {
        wait_for_event(&event); /* only possibility is frame_arrival */
        from_physical_layer(&r); /* go get the inbound frame */
        to_network_layer(&r.info); /* pass the data to the network layer */
    }
}
```

A utopian simplex protocol.

Computer Networks, Fifth Edition by Andrew Tanenbaum and David Wetherall. © Pearson Education-Prentice Hall, 2011

Simplex Stop-and-Wait Protocol for a Noisy Channel (1)

/ Protocol 2 (Stop-and-wait) also provides for a one-directional flow of data from sender to receiver. The communication channel is once again assumed to be error free, as in protocol 1. However, this time the receiver has only a finite buffer capacity and a finite processing speed, so the protocol must explicitly prevent the sender from flooding the receiver with data faster than it can be handled. */*

```
typedef enum {frame_arrival} event_type;
#include "protocol.h"

void sender2(void)
{
    frame s;                /* buffer for an outbound frame */
    packet buffer;         /* buffer for an outbound packet */
    event_type event;      /* frame_arrival is the only possibility */

    while (true) {
        from_network_layer(&buffer); /* go get something to send */
        s.info = buffer;           /* copy it into s for transmission */
        to_physical_layer(&s);     /* bye-bye little frame */
        wait_for_event(&event);    /* do not proceed until given the go ahead */
    }
    . . .
}
```

A simplex stop-and-wait protocol.

Computer Networks, Fifth Edition by Andrew Tanenbaum and David Wetherall. © Pearson Education-Prentice Hall, 2011

Simplex Stop-and-Wait Protocol for a Noisy Channel (2)

```
void receiver2(void)
{
    frame r, s;            /* buffers for frames */
    event_type event;     /* frame_arrival is the only possibility */
    while (true) {
        wait_for_event(&event); /* only possibility is frame_arrival */
        from_physical_layer(&r); /* go get the inbound frame */
        to_network_layer(&r.info); /* pass the data to the network layer */
        to_physical_layer(&s);    /* send a dummy frame to awaken sender */
    }
}
```

A simplex stop-and-wait protocol.

Computer Networks, Fifth Edition by Andrew Tanenbaum and David Wetherall. © Pearson Education-Prentice Hall, 2011

Sliding Window Protocols (1)

```

/* Protocol 3 (PAR) allows unidirectional data flow over an unreliable channel. */
#define MAX_SEQ 1                                /* must be 1 for protocol 3 */
typedef enum {frame_arrival, cksum_err, timeout} event_type;
#include "protocol.h"

void sender3(void)
{
    seq_nr next_frame_to_send;                    /* seq number of next outgoing frame */
    frame s;                                       /* scratch variable */
    packet buffer;                                  /* buffer for an outbound packet */
    event_type event;

    . . .

```

A positive acknowledgement with retransmission protocol.

Computer Networks, Fifth Edition by Andrew Tanenbaum and David Wetherall. © Pearson Education-Prentice Hall, 2011

Sliding Window Protocols (2)

```

next_frame_to_send = 0;                          /* initialize outbound sequence numbers */
from_network_layer(&buffer);                     /* fetch first packet */
while (true) {
    s.info = buffer;                              /* construct a frame for transmission */
    s.seq = next_frame_to_send;                   /* insert sequence number in frame */
    to_physical_layer(&s);                        /* send it on its way */
    start_timer(s.seq);                           /* if answer takes too long, time out */
    wait_for_event(&event);                       /* frame_arrival, cksum_err, timeout */
    if (event == frame_arrival) {
        from_physical_layer(&s);                 /* get the acknowledgement */
        if (s.ack == next_frame_to_send) {
            stop_timer(s.ack);                   /* turn the timer off */
            from_network_layer(&buffer);         /* get the next one to send */
            inc(next_frame_to_send);             /* invert next_frame_to_send */
        }
    }
}
}
}
. . .

```

A positive acknowledgement with retransmission protocol.

Computer Networks, Fifth Edition by Andrew Tanenbaum and David Wetherall. © Pearson Education-Prentice Hall, 2011

Sliding Window Protocols (3)

```

void receiver3(void)
{
    seq_nr frame_expected;
    frame r, s;
    event_type event;

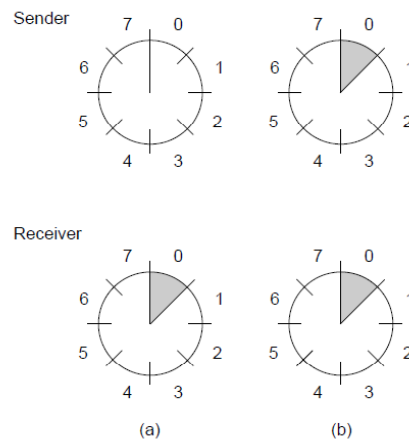
    frame_expected = 0;
    while (true) {
        wait_for_event(&event);           /* possibilities: frame_arrival, cksum_err */
        if (event == frame_arrival) {     /* a valid frame has arrived */
            from_physical_layer(&r);      /* go get the newly arrived frame */
            if (r.seq == frame_expected) { /* this is what we have been waiting for */
                to_network_layer(&r.info); /* pass the data to the network layer */
                inc(frame_expected);      /* next time expect the other sequence nr */
            }
            s.ack = 1 - frame_expected;    /* tell which frame is being acked */
            to_physical_layer(&s);        /* send acknowledgement */
        }
    }
}

```

A positive acknowledgement with retransmission protocol.

Computer Networks, Fifth Edition by Andrew Tanenbaum and David Wetherall. © Pearson Education-Prentice Hall, 2011

Sliding Window Protocols (4)

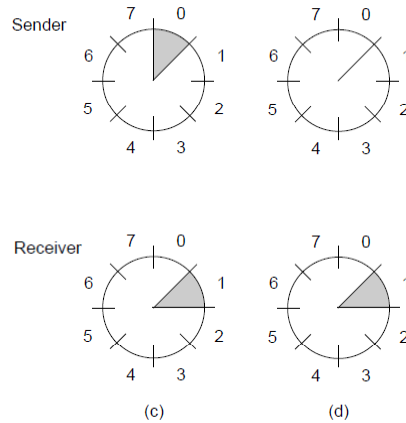


A sliding window of size 1, with a 3-bit sequence number.

(a) Initially. (b) After the first frame has been sent.

Computer Networks, Fifth Edition by Andrew Tanenbaum and David Wetherall. © Pearson Education-Prentice Hall, 2011

Sliding Window Protocols (5)



A sliding window of size 1, with a 3-bit sequence number
(c) After the first frame has been received. **(d)** After the first acknowledgement has been received.

Computer Networks, Fifth Edition by Andrew Tanenbaum and David Wetherall. © Pearson Education-Prentice Hall, 2011

One-Bit Sliding Window Protocol (1)

```

/* Protocol 4 (Sliding window) is bidirectional. */

#define MAX_SEQ 1 /* must be 1 for protocol 4 */
typedef enum {frame_arrival, cksum_err, timeout} event_type;
#include "protocol.h"
void protocol4(void)
{
    seq_nr next_frame_to_send; /* 0 or 1 only */
    seq_nr frame_expected; /* 0 or 1 only */
    frame r, s; /* scratch variables */
    packet buffer; /* current packet being sent */
    event_type event;

    next_frame_to_send = 0; /* next frame on the outbound stream */
    frame_expected = 0; /* frame expected next */
    from_network_layer(&buffer); /* fetch a packet from the network layer */
    s.info = buffer; /* prepare to send the initial frame */
    s.seq = next_frame_to_send; /* insert sequence number into frame */
    s.ack = 1 - frame_expected; /* piggybacked ack */
    to_physical_layer(&s); /* transmit the frame */
    start_timer(s.seq); /* start the timer running */
    . . .
}

```

A 1-bit sliding window protocol.

Computer Networks, Fifth Edition by Andrew Tanenbaum and David Wetherall. © Pearson Education-Prentice Hall, 2011

One-Bit Sliding Window Protocol (2)

```

while (true) {
    wait_for_event(&event);           /* frame arrival, cksum err, or timeout */
    if (event == frame_arrival) {    /* a frame has arrived undamaged */
        from_physical_layer(&r);     /* go get it */
        if (r.seq == frame_expected) /* handle inbound frame stream */
            to_network_layer(&r.info); /* pass packet to network layer */
            inc(frame_expected);      /* invert seq number expected next */
        }
        if (r.ack == next_frame_to_send) /* handle outbound frame stream */
            stop_timer(r.ack);        /* turn the timer off */
            from_network_layer(&buffer); /* fetch new pkt from network layer */
            inc(next_frame_to_send);   /* invert sender's sequence number */
        }
    }
}
. . .

```

A 1-bit sliding window protocol.

Computer Networks, Fifth Edition by Andrew Tanenbaum and David Wetherall. © Pearson Education-Prentice Hall, 2011

One-Bit Sliding Window Protocol (3)

```

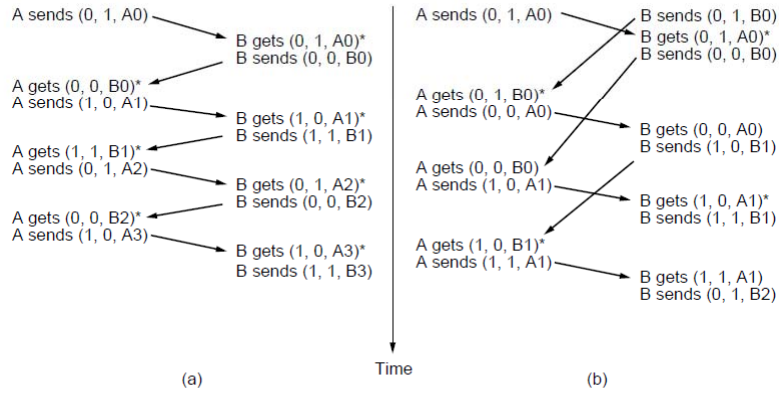
s.info = buffer;                    /* construct outbound frame */
s.seq = next_frame_to_send;         /* insert sequence number into it */
s.ack = 1 - frame_expected;        /* seq number of last received frame */
to_physical_layer(&s);              /* transmit a frame */
start_timer(s.seq);                 /* start the timer running */
}
}

```

A 1-bit sliding window protocol.

Computer Networks, Fifth Edition by Andrew Tanenbaum and David Wetherall. © Pearson Education-Prentice Hall, 2011

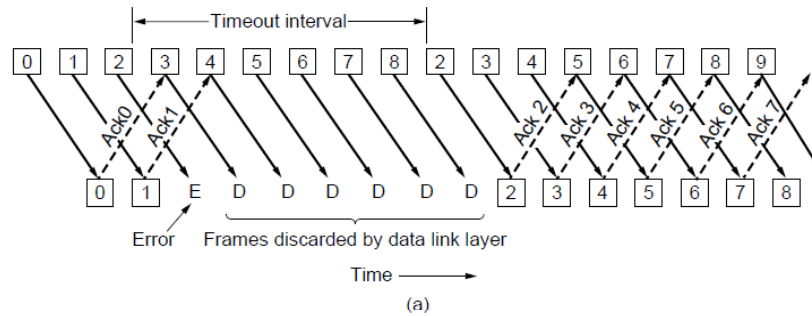
One-Bit Sliding Window Protocol (4)



Two scenarios for protocol 4. (a) Normal case. (b) Abnormal case. The notation is (seq, ack, packet number). An asterisk indicates where a network layer accepts a packet

Computer Networks, Fifth Edition by Andrew Tanenbaum and David Wetherall. © Pearson Education-Prentice Hall, 2011

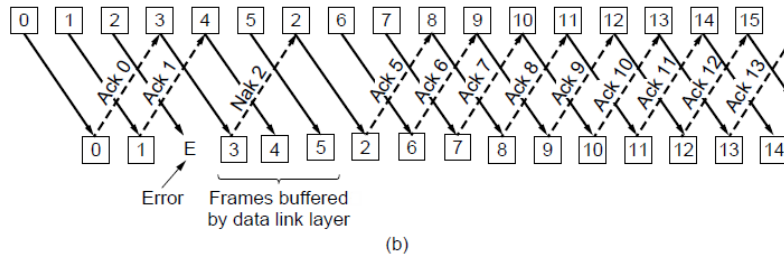
Protocol Using Go-Back-N (1)



Pipelining and error recovery. Effect of an error when (a) receiver's window size is 1

Computer Networks, Fifth Edition by Andrew Tanenbaum and David Wetherall. © Pearson Education-Prentice Hall, 2011

Protocol Using Go-Back-N (2)



Pipelining and error recovery. Effect of an error when
(b) receiver's window size is large.

Computer Networks, Fifth Edition by Andrew Tanenbaum and David Wetherall. © Pearson Education-Prentice Hall, 2011

Protocol Using Go-Back-N (3)

/* Protocol 5 (Go-back-n) allows multiple outstanding frames. The sender may transmit up to MAX_SEQ frames without waiting for an ack. In addition, unlike in the previous protocols, the network layer is not assumed to have a new packet all the time. Instead, the network layer causes a network_layer_ready event when there is a packet to send. */

```
#define MAX_SEQ 7
typedef enum {frame_arrival, cksum_err, timeout, network_layer_ready} event_type;
#include "protocol.h"

static boolean between(seq_nr a, seq_nr b, seq_nr c)
{
  /* Return true if a <= b < c circularly; false otherwise. */
  if (((a <= b) && (b < c)) || ((c < a) && (a <= b)) || ((b < c) && (c < a)))
    return(true);
  else
    return(false);
} . . .
```

A sliding window protocol using go-back-n.

Computer Networks, Fifth Edition by Andrew Tanenbaum and David Wetherall. © Pearson Education-Prentice Hall, 2011

Protocol Using Go-Back-N (4)

```

static void send_data(seq_nr frame_nr, seq_nr frame_expected, packet buffer[])
{
    /* Construct and send a data frame. */
    frame s;                               /* scratch variable */

    s.info = buffer[frame_nr];              /* insert packet into frame */
    s.seq = frame_nr;                       /* insert sequence number into frame */
    s.ack = (frame_expected + MAX_SEQ) % (MAX_SEQ + 1); /* piggyback ack */
    to_physical_layer(&s);                  /* transmit the frame */
    start_timer(frame_nr);                  /* start the timer running */
}

. . .

```

A sliding window protocol using go-back-n.

Computer Networks, Fifth Edition by Andrew Tanenbaum and David Wetherall. © Pearson Education-Prentice Hall, 2011

Protocol Using Go-Back-N (5)

```

void protocol5(void)
{
    seq_nr next_frame_to_send;              /* MAX_SEQ > 1; used for outbound stream */
    seq_nr ack_expected;                   /* oldest frame as yet unacknowledged */
    seq_nr frame_expected;                 /* next frame expected on inbound stream */
    frame r;                               /* scratch variable */
    packet buffer[MAX_SEQ + 1];            /* buffers for the outbound stream */
    seq_nr nbuffered;                      /* number of output buffers currently in use */
    seq_nr i;                              /* used to index into the buffer array */
    event_type event;

    . . .
}

```

A sliding window protocol using go-back-n.

Computer Networks, Fifth Edition by Andrew Tanenbaum and David Wetherall. © Pearson Education-Prentice Hall, 2011

Protocol Using Go-Back-N (6)

```

enable_network_layer();           /* allow network_layer_ready events */
ack_expected = 0;                 /* next ack expected inbound */
next_frame_to_send = 0;          /* next frame going out */
frame_expected = 0;              /* number of frame expected inbound */
nbuffered = 0;                   /* initially no packets are buffered */

while (true) {
    wait_for_event(&event);       /* four possibilities: see event_type above */

    . . .

```

A sliding window protocol using go-back-n.

Computer Networks, Fifth Edition by Andrew Tanenbaum and David Wetherall. © Pearson Education-Prentice Hall, 2011

Protocol Using Go-Back-N (7)

```

switch(event) {
case network_layer_ready:        /* the network layer has a packet to send */
    /* Accept, save, and transmit a new frame. */
    from_network_layer(&buffer[next_frame_to_send]); /* fetch new packet */
    nbuffered = nbuffered + 1; /* expand the sender's window */
    send_data(next_frame_to_send, frame_expected, buffer); /* transmit the frame */
    inc(next_frame_to_send); /* advance sender's upper window edge */
    break;

case frame_arrival:             /* a data or control frame has arrived */
    from_physical_layer(&r); /* get incoming frame from physical layer */

    if (r.seq == frame_expected) {
        /* Frames are accepted only in order. */
        to_network_layer(&r.info); /* pass packet to network layer */
        inc(frame_expected); /* advance lower edge of receiver's window */
    }

    . . .

```

A sliding window protocol using go-back-n.

Computer Networks, Fifth Edition by Andrew Tanenbaum and David Wetherall. © Pearson Education-Prentice Hall, 2011

Protocol Using Go-Back-N (8)

```

/* Ack n implies n - 1, n - 2, etc. Check for this. */
while (between(ack_expected, r.ack, next_frame_to_send)) {
    /* Handle piggybacked ack. */
    nbuffered = nbuffered - 1; /* one frame fewer buffered */
    stop_timer(ack_expected); /* frame arrived intact; stop timer */
    inc(ack_expected); /* contract sender's window */
}
break;

case cksum_err: break; /* just ignore bad frames */

case timeout: /* trouble; retransmit all outstanding frames */
    next_frame_to_send = ack_expected; /* start retransmitting here */
    for (i = 1; i <= nbuffered; i++) {
        send_data(next_frame_to_send, frame_expected, buffer); /* resend frame */
        inc(next_frame_to_send); /* prepare to send the next one */
    }
}
. . .

```

A sliding window protocol using go-back-n.

Computer Networks, Fifth Edition by Andrew Tanenbaum and David Wetherall. © Pearson Education-Prentice Hall, 2011

Protocol Using Go-Back-N (9)

```

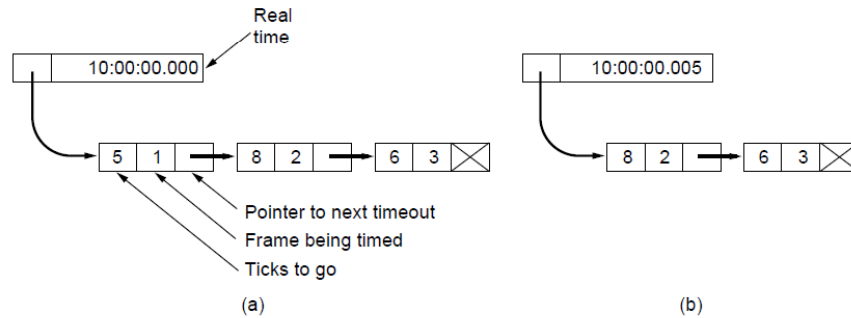
if (nbuffered < MAX_SEQ)
    enable_network_layer();
else
    disable_network_layer();
}
}

```

A sliding window protocol using go-back-n.

Computer Networks, Fifth Edition by Andrew Tanenbaum and David Wetherall. © Pearson Education-Prentice Hall, 2011

Protocol Using Go-Back-N (10)



Simulation of multiple timers in software. (a) The queued timeouts (b) The situation after the first timeout has expired.

Computer Networks, Fifth Edition by Andrew Tanenbaum and David Wetherall. © Pearson Education-Prentice Hall, 2011

Protocol Using Selective Repeat (1)

/ Protocol 6 (Selective repeat) accepts frames out of order but passes packets to the network layer in order. Associated with each outstanding frame is a timer. When the timer expires, only that frame is retransmitted, not all the outstanding frames, as in protocol 5. */*

```

#define MAX_SEQ 7                                /* should be 2^n - 1 */
#define NR_BUFS ((MAX_SEQ + 1)/2)
typedef enum {frame_arrival, cksum_err, timeout, network_layer_ready, ack_timeout} event_type;
#include "protocol.h"
boolean no_nak = true;                            /* no nak has been sent yet */
seq_nr oldest_frame = MAX_SEQ + 1;               /* initial value is only for the simulator */

static boolean between(seq_nr a, seq_nr b, seq_nr c)
{
  /* Same as between in protocol 5, but shorter and more obscure. */
  return ((a <= b) && (b < c)) || ((c < a) && (a <= b)) || ((b < c) && (c < a));
}

. . .

```

A sliding window protocol using selective repeat.

Computer Networks, Fifth Edition by Andrew Tanenbaum and David Wetherall. © Pearson Education-Prentice Hall, 2011

Protocol Using Selective Repeat (2)

```
static void send_frame(frame_kind fk, seq_nr frame_nr, seq_nr frame_expected, packet buffer[])
{
  /* Construct and send a data, ack, or nak frame. */
  frame s; /* scratch variable */

  s.kind = fk; /* kind == data, ack, or nak */
  if (fk == data) s.info = buffer[frame_nr % NR_BUFS];
  s.seq = frame_nr; /* only meaningful for data frames */
  s.ack = (frame_expected + MAX_SEQ) % (MAX_SEQ + 1);
  if (fk == nak) no_nak = false; /* one nak per frame, please */
  to_physical_layer(&s); /* transmit the frame */
  if (fk == data) start_timer(frame_nr % NR_BUFS);
  stop_ack_timer(); /* no need for separate ack frame */
}

```

...

A sliding window protocol using selective repeat.

Computer Networks, Fifth Edition by Andrew Tanenbaum and David Wetherall. © Pearson Education-Prentice Hall, 2011

Protocol Using Selective Repeat (3)

```
void protocol6(void)
{
  seq_nr ack_expected; /* lower edge of sender's window */
  seq_nr next_frame_to_send; /* upper edge of sender's window + 1 */
  seq_nr frame_expected; /* lower edge of receiver's window */
  seq_nr too_far; /* upper edge of receiver's window + 1 */
  int i; /* index into buffer pool */
  frame r; /* scratch variable */
  packet out_buf[NR_BUFS]; /* buffers for the outbound stream */
  packet in_buf[NR_BUFS]; /* buffers for the inbound stream */
  boolean arrived[NR_BUFS]; /* inbound bit map */
  seq_nr nbuffered; /* how many output buffers currently used */
  event_type event;
}

```

...

A sliding window protocol using selective repeat.

Computer Networks, Fifth Edition by Andrew Tanenbaum and David Wetherall. © Pearson Education-Prentice Hall, 2011

Protocol Using Selective Repeat (4)

```

enable_network_layer();           /* initialize */
ack_expected = 0;                 /* next ack expected on the inbound stream */
next_frame_to_send = 0;          /* number of next outgoing frame */
frame_expected = 0;
too_far = NR_BUFS;
nbuffered = 0;                   /* initially no packets are buffered */
for (i = 0; i < NR_BUFS; i++) arrived[i] = false;

. . .

```

A sliding window protocol using selective repeat.

Computer Networks, Fifth Edition by Andrew Tanenbaum and David Wetherall. © Pearson Education-Prentice Hall, 2011

Protocol Using Selective Repeat (5)

```

while (true) {
  wait_for_event(&event);         /* five possibilities: see event_type above */
  switch(event) {
    case network_layer_ready:     /* accept, save, and transmit a new frame */
      nbuffered = nbuffered + 1; /* expand the window */
      from_network_layer(&out_buf[next_frame_to_send % NR_BUFS]); /* fetch new packet */
      send_frame(data, next_frame_to_send, frame_expected, out_buf); /* transmit the frame */
      inc(next_frame_to_send);    /* advance upper window edge */
      break;

    . . .

```

A sliding window protocol using selective repeat.

Computer Networks, Fifth Edition by Andrew Tanenbaum and David Wetherall. © Pearson Education-Prentice Hall, 2011

Protocol Using Selective Repeat (6)

```

case frame_arrival:                /* a data or control frame has arrived */
    from_physical_layer(&r);        /* fetch incoming frame from physical layer */
    if (r.kind == data) {
        /* An undamaged frame has arrived. */
        if ((r.seq != frame_expected) && no_nak)
            send_frame(nak, 0, frame_expected, out_buf); else start_ack_timer();
        if (between(frame_expected, r.seq, too_far) && (arrived[r.seq % NR_BUFS] == false)) {
            /* Frames may be accepted in any order. */
            arrived[r.seq % NR_BUFS] = true; /* mark buffer as full */
            in_buf[r.seq % NR_BUFS] = r.info; /* insert data into buffer */
        }
    }
    . . .

```

A sliding window protocol using selective repeat.

Computer Networks, Fifth Edition by Andrew Tanenbaum and David Wetherall. © Pearson Education-Prentice Hall, 2011

Protocol Using Selective Repeat (7)

```

while (arrived[frame_expected % NR_BUFS]) {
    /* Pass frames and advance window. */
    to_network_layer(&in_buf[frame_expected % NR_BUFS]);
    no_nak = true;
    arrived[frame_expected % NR_BUFS] = false;
    inc(frame_expected); /* advance lower edge of receiver's window */
    inc(too_far); /* advance upper edge of receiver's window */
    start_ack_timer(); /* to see if a separate ack is needed */
}
}
. . .

```

A sliding window protocol using selective repeat.

Computer Networks, Fifth Edition by Andrew Tanenbaum and David Wetherall. © Pearson Education-Prentice Hall, 2011

Protocol Using Selective Repeat (8)

```

if((r.kind==nak) && between(ack_expected,(r.ack+1)%(MAX_SEQ+1),next_frame_to_send))
    send_frame(data, (r.ack+1) % (MAX_SEQ + 1), frame_expected, out_buf);

while (between(ack_expected, r.ack, next_frame_to_send)) {
    nbuffered = nbuffered - 1; /* handle piggybacked ack */
    stop_timer(ack_expected % NR_BUFS); /* frame arrived intact */
    inc(ack_expected); /* advance lower edge of sender's window */
}
break;
case cksum_err:
    if (no_nak) send_frame(nak, 0, frame_expected, out_buf); /* damaged frame */
    break;
. . .

```

A sliding window protocol using selective repeat.

Computer Networks, Fifth Edition by Andrew Tanenbaum and David Wetherall. © Pearson Education-Prentice Hall, 2011

Protocol Using Selective Repeat (9)

```

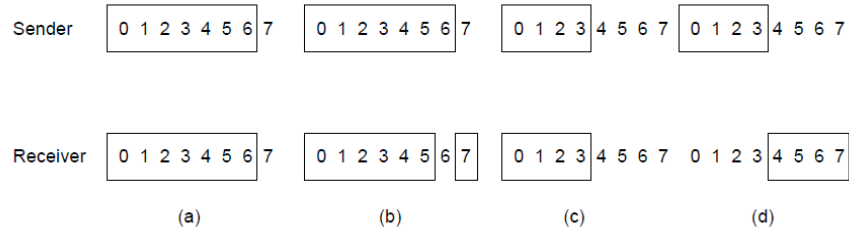
case timeout:
    send_frame(data, oldest_frame, frame_expected, out_buf); /* we timed out */
    break;
case ack_timeout:
    send_frame(ack,0,frame_expected, out_buf); /* ack timer expired; send ack */
}
if (nbuffered < NR_BUFS) enable_network_layer(); else disable_network_layer();
}
}

```

A sliding window protocol using selective repeat.

Computer Networks, Fifth Edition by Andrew Tanenbaum and David Wetherall. © Pearson Education-Prentice Hall, 2011

Protocol Using Selective Repeat (10)



- Initial situation with a window of size 7
- After 7 frames sent and received but not acknowledged.
- Initial situation with a window size of 4.
- After 4 frames sent and received but not acknowledged.

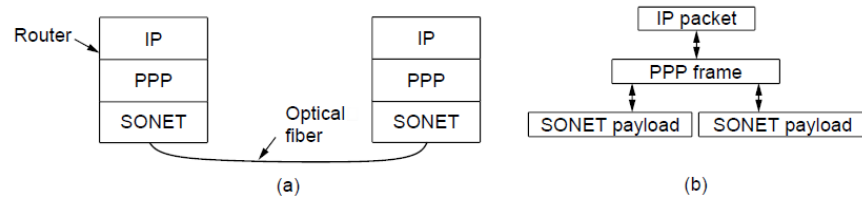
Computer Networks, Fifth Edition by Andrew Tanenbaum and David Wetherall. © Pearson Education-Prentice Hall, 2011

Example Data Link Protocols

- Packet over SONET
- ADSL (Asymmetric Digital Subscriber Loop)

Computer Networks, Fifth Edition by Andrew Tanenbaum and David Wetherall. © Pearson Education-Prentice Hall, 2011

Packet over SONET (1)



Packet over SONET. (a) A protocol stack. (b) Frame relationships

Computer Networks, Fifth Edition by Andrew Tanenbaum and David Wetherall. © Pearson Education-Prentice Hall, 2011

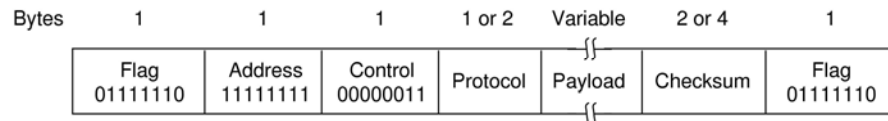
Packet over SONET (2)

PPP Features

1. Separate packets, error detection
2. Link Control Protocol
3. Network Control Protocol

Computer Networks, Fifth Edition by Andrew Tanenbaum and David Wetherall. © Pearson Education-Prentice Hall, 2011

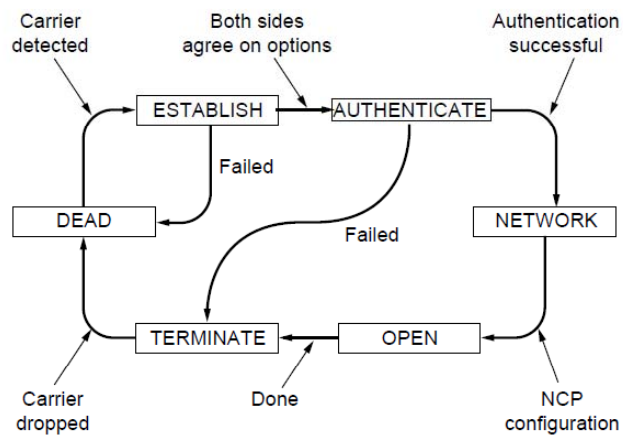
Packet over SONET (3)



The PPP full frame format for unnumbered mode operation

Computer Networks, Fifth Edition by Andrew Tanenbaum and David Wetherall. © Pearson Education-Prentice Hall, 2011

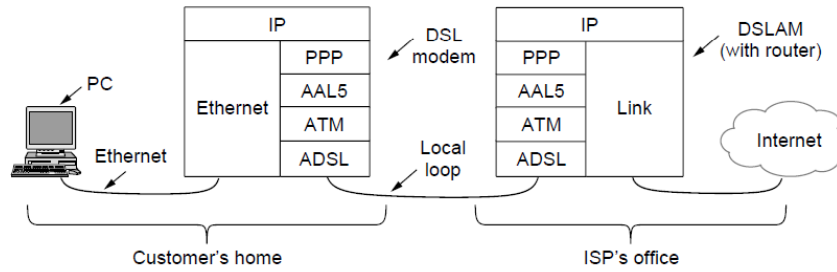
Packet over SONET (4)



State diagram for bringing a PPP link up and down

Computer Networks, Fifth Edition by Andrew Tanenbaum and David Wetherall. © Pearson Education-Prentice Hall, 2011

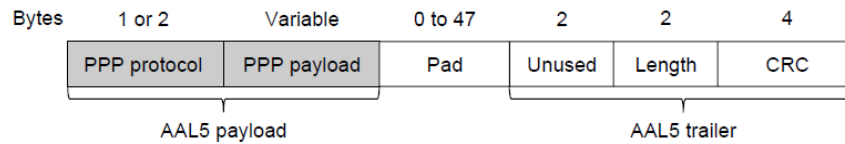
ADSL (Asymmetric Digital Subscriber Loop) (1)



ADSL protocol stacks.

Computer Networks, Fifth Edition by Andrew Tanenbaum and David Wetherall. © Pearson Education-Prentice Hall, 2011

ADSL (Asymmetric Digital Subscriber Loop) (1)



AAL5 frame carrying PPP data

Computer Networks, Fifth Edition by Andrew Tanenbaum and David Wetherall. © Pearson Education-Prentice Hall, 2011

End

Chapter 3

Computer Networks, Fifth Edition by Andrew Tanenbaum and David Wetherall. © Pearson Education-Prentice Hall, 2011