

CE 203 STRUCTURAL MECHANICS I

First Semester 2012 / 2013 (121)

HOMEWORK NO. 5 Solution

#1 (4.39 modified)

Req:

Steel area so that  $F_{st} = F_{con}$

Compatibility requirement

$$\Delta_{st} = \Delta_{con}$$

In terms of forces

$$\frac{F_{st} L_{st}}{A_{st} E_{st}} = \frac{F_{con} L_{con}}{A_{con} E_{con}}$$

Since forces & lengths are equal

$$\frac{A_{con}}{A_{st}} = \frac{E_{st}}{E_{con}}$$

Substituting known values

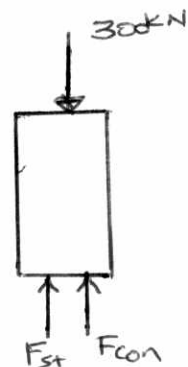
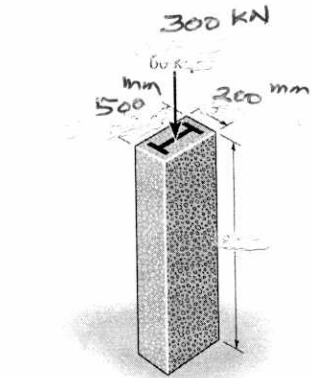
$$\frac{500 \times 200 - A_{st}}{A_{st}} = \frac{200}{29} \quad \text{--- (1)}$$

Solving for steel area we get:

$$A_{st} = \underline{\underline{12,664 \text{ mm}^2}}$$

$\therefore$  The column will shorten by

$$\Delta_{st} = \frac{F_{st} L_{st}}{A_{st} E_{st}} = \frac{150 ( \quad )}{12664 (200)} = 0.142 \text{ mm}$$



## #2 (4.64 text modified)

Req:

Find stresses in steel & aluminum.

Assume gap closes and look at FBD of rigid beam

$$\uparrow \sum F_y = 0$$

$$2 F_{Al} + F_{St} = 160 \quad \text{--- (1)}$$

(note colum A & C carry the same force!)

Statically Indeterminate Problem  
an extra equation can be obtained from deformation geometry

$$\Delta_{al} = 0.3 + \Delta_{st}$$

use force def. relation

$$\frac{F_{Al} L_{al}}{A_{al} E_{al}} = 0.3 + \frac{F_{St} L_{st}}{A_{st} E_{st}}$$

$$\frac{F_{Al} (125)}{400 (70)} = 0.3 + \frac{F_{St} (125)}{400 (200)}$$

which yields

$$F_{St} = \frac{2500}{875} F_{Al} - 192 \quad \text{--- (2)}$$

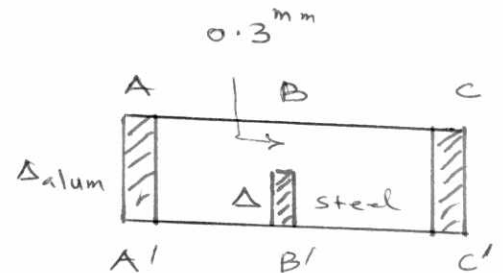
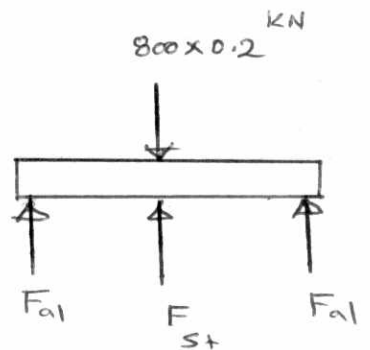
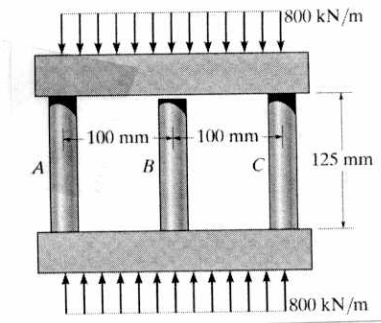
solving (1) & (2) we get

$$F_{St} = 15 \text{ kN} \quad ; \quad F_{Al} = 72.5 \text{ kN}$$

The stresses will be

$$\sigma_{st} = \frac{F_{St}}{A_{st}} = 37.5 \text{ MPa} \quad ; \quad \sigma_{al} = 181 \text{ MPa}$$

Note that stresses are compressive



#3 Req:

Vertical displacement of point C.

From shown FBD

$$\sum M_A = 0$$

$$5 F_{CE} + 2 F_{BD} - 10 \times 2.5 = 0$$

$$F_{CE} + 0.4 F_{BD} = 5 \quad \text{--- (1)}$$

Statically Indeterminate, need a compatibility equation.

use the given deformation geometry (similar triangles)

$$\frac{\Delta_{BD}}{2} = \frac{\Delta_{CE}}{5}$$

$$\Delta_{CE} = 2.5 \Delta_{BD}$$

use force-def. relation

$$\frac{F_{CE} L_{CE}}{A_{CE} E_{CE}} = 2.5 \frac{F_{BD} L_{BD}}{A_{BD} E_{BD}}$$

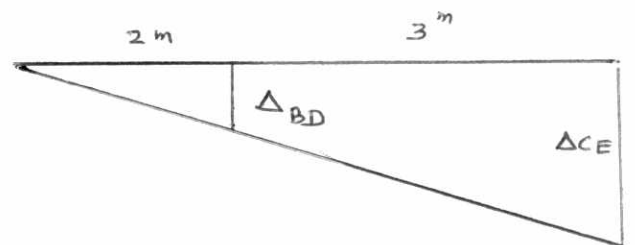
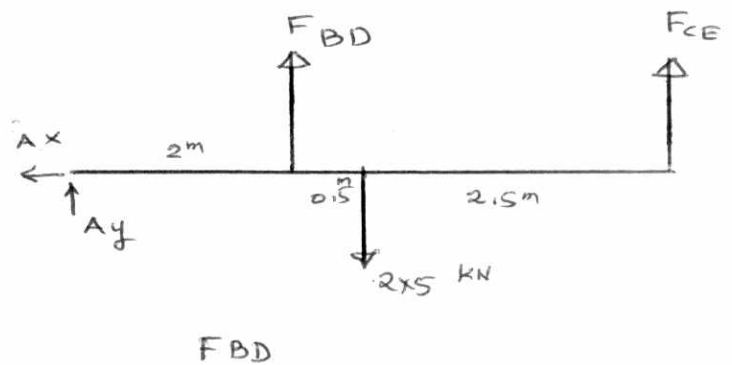
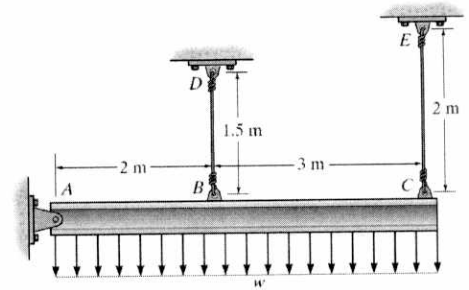
$$\therefore F_{CE} = 1.875 F_{BD} \quad \text{--- (2)}$$

solving (1) & (2) we get

$$F_{BD} = 2.2 \text{ kN} \quad F_{CE} = 4.12 \text{ kN}$$

Now calculate the vertical movement of Point C which is equal to  $\Delta_{CE}$

$$= \frac{F_{CE} L_{CE}}{A E} = \frac{4.12 (2000)}{\frac{\pi}{4} (15)^2 (200)} = 0.233 \text{ mm}$$



#4. Required: stresses in rods

using Equilibrium equation applied to shown FBD

$$\uparrow \sum F_y = 0$$

$$F_A + F_B + F_C = 20 \quad \text{--- (1)}$$

$$\curvearrowleft \sum M_A = 0$$

$$+4F_B + 8F_A - 20 \times 2 = 0$$

$$\Rightarrow F_B + 2F_A = 10 \quad \text{--- (2)}$$

Statically indeterminate, get an extra equation from deformation geometry, which is

$$\frac{\Delta_C - \Delta_A}{8} = \frac{\Delta_B - \Delta_A}{4}$$

which simplifies to

$$\Delta_B = \frac{1}{2}(\Delta_A + \Delta_C)$$

using force-def. relation

$$\frac{F_B L_B}{\frac{\pi}{4}(d_B)^2 E_{Br}} = \frac{1}{2} \left[ \frac{F_A L_A}{\frac{\pi}{4}(d_A)^2 E_{Al}} + \frac{F_C L_C}{\frac{\pi}{4}(d_C)^2 E_{Al}} \right]$$

substituting

$$5.333 F_B = F_A + F_C \quad \text{--- (3)}$$

Solving (1), (2) and (3) we get

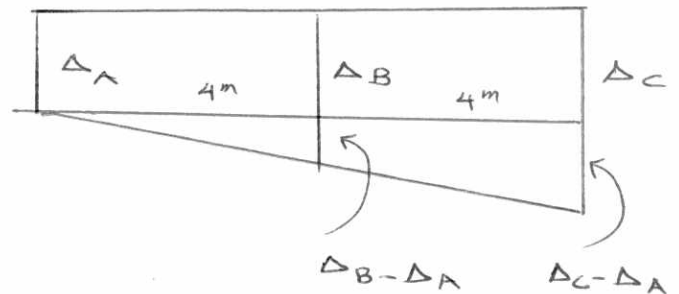
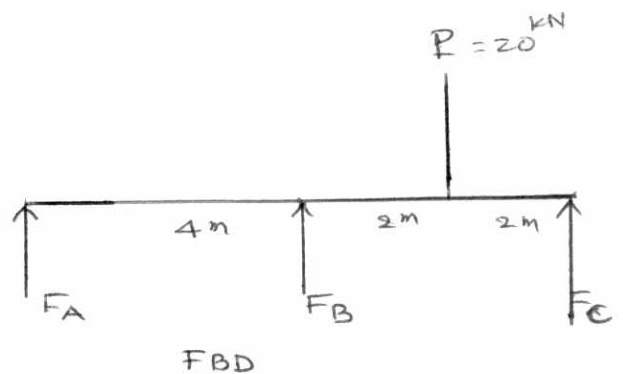
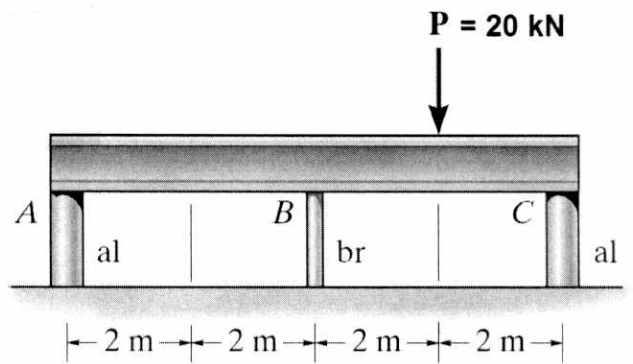
$$F_A = 3.421 \text{ kN} \quad ; \quad F_B = 3.158 \text{ kN} \quad ; \quad F_C = 13.421 \text{ kN}$$

and

$$\sigma_A = \frac{F_A}{A_A} = 1.2 \text{ MPa}$$

$$\sigma_B = \frac{F_B}{A_B} = 4.5 \text{ MPa}$$

$$\sigma_C = \frac{F_C}{A_C} = 4.7 \text{ MPa}$$



Deformation geometry

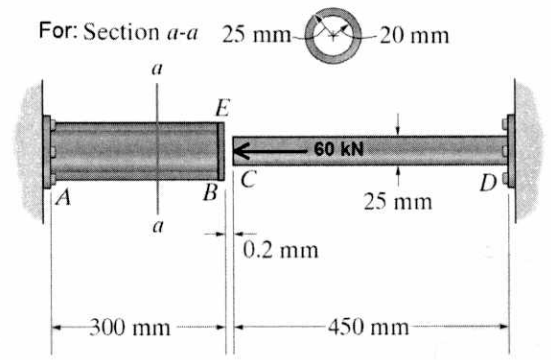
#5 Required

- stresses in both materials due to load
- due to load plus temp change.

Material properties from tables

$$\alpha_{st} = 12 \times 10^{-6} / ^\circ\text{C}; \quad \alpha_{al} = 24 \times 10^{-6} / ^\circ\text{C}$$

$$E_{st} = 200 \text{ GPa}, \quad E_{al} = 68.9 \text{ GPa}$$

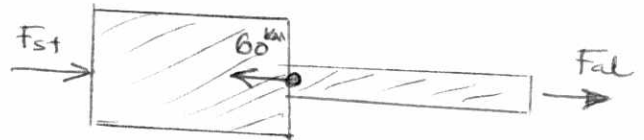


Solution Assuming gap closes

(a) From shown FBD

$$\rightarrow \sum F_x = 0$$

$$F_{st} + F_{al} = 60 \quad \text{--- (1)}$$



SI, compatibility requirement is

$$\Delta_{st} + \Delta_{al} = 0.2$$

in terms of forces

$$-\frac{F_{st} L_{st}}{A_{st} E_{st}} + \frac{(60 - F_{st}) L_{al}}{A_{al} E_{al}} = 0.2$$

$$\frac{-F_{st}(300)}{\frac{\pi}{4}(25^2 - 20^2)(200)} + \frac{(60 - F_{st})(450)}{\frac{\pi}{4}(25)^2(68.9)} = 0.2$$

which reduces to

$$F_{st} = 38.78 \text{ kN}$$

and using (1) we get  $F_{al} = 21.22 \text{ kN}$

and the resulting stresses are

$$\sigma_{st} = \frac{F_{st}}{A_{st}} = 54.9 \text{ MPa (compression)}$$

$$\sigma_{al} = \frac{F_{al}}{A_{al}} = 43.2 \text{ MPa}$$

b) If the temperature is increased then the compatibility equation will be

$$\Delta_{st}^{total} + \Delta_{al}^{total} = 0.2$$

substituting

$$-\frac{F_{st} L_{st}}{A_{st} E_{st}} + \alpha_{st} \Delta T L_{st} + \frac{(60 - F_{st}) L_{al}}{A_{al} E_{al}} + \alpha_{al} \Delta T L_{al} = 0.2$$

Substituting the values and solving we get

$$F_{st} = 48.1 \text{ kN}$$

and from ①

$$F_{al} = 11.9 \text{ kN}$$

and the stresses become

$$\sigma_{st} = 68 \text{ MPa}$$

$$\sigma_{al} = 24.2 \text{ MPa}$$