

35.6

→ initially exactly out of phase

→ finally exactly in phase

$$\Delta L = 2L = \left(m + \frac{1}{2}\right) \lambda \quad m = 0, 1, 2, \dots$$

$$\frac{L}{\lambda} = \frac{1}{2} \left(m + \frac{1}{2}\right) = \frac{m}{2} + \frac{1}{4}$$

$$\underline{m=0} \quad \frac{L}{\lambda} = \frac{1}{4} = 0.25$$

$$\underline{m=1} \quad \frac{L}{\lambda} = \frac{3}{4} = 0.75$$

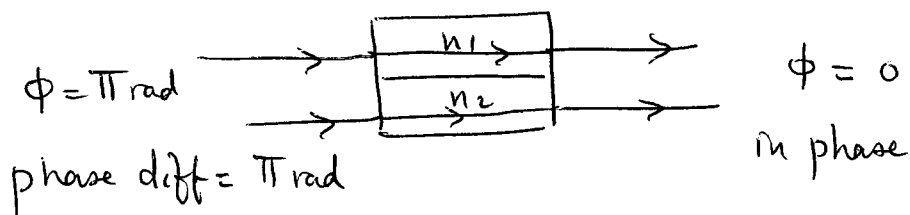
$$\underline{m=3} \quad \frac{L}{\lambda} = \frac{5}{4} = 1.25$$

35.11

$$\lambda = 620 \text{ nm}$$

$$n_1 = 1.45$$

$$n_2 = 1.65$$



$$2L - L = \frac{L}{\lambda} (n_2 - n_1)$$

$$L (n_2 - n_1) = \frac{\lambda}{2}, \frac{3\lambda}{2}$$

$$L_1 = \frac{\lambda}{2(n_2 - n_1)} = 1550 \text{ nm} = \underline{1.55 \mu\text{m}}$$

$$L_2 = \frac{3\lambda}{2(n_2 - n_1)} = 4650 \text{ nm} = \underline{4.65 \mu\text{m}}$$

35.15

For maxima

$$d \sin \theta = m \lambda$$

$$\sin \theta = m \frac{\lambda}{d} = 0.25 m$$

$$\sin \theta \leq 1 \Rightarrow 0.25 m \leq 1 \quad m \leq 4$$

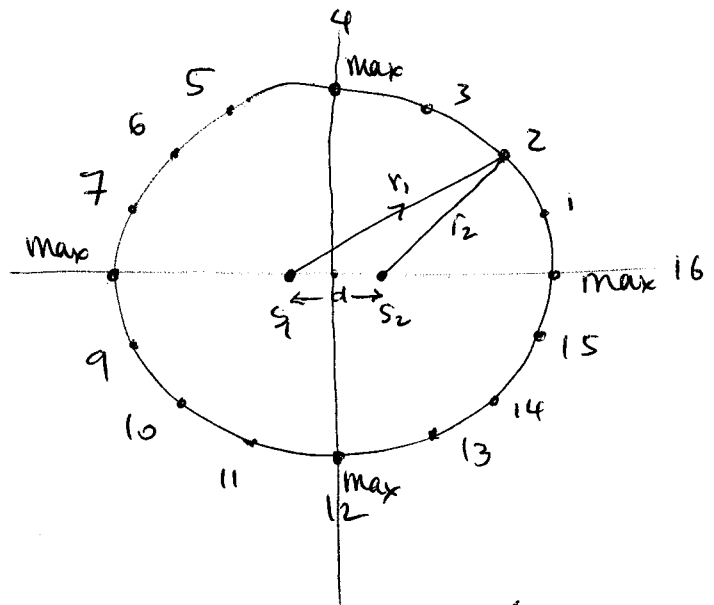
$m = 0, 1, 2, 3, 4$ first quadrant

than 5, 6, 7, 8 second quadrant

than 9, 10, 11, 12 third quadrant

than 13, 14, 15, 16 fourth quadrant

There are 16 maxima!



35.20

$$\theta = 20^\circ \quad d = 4.24 \mu\text{m} \quad \lambda = 500 \text{ nm}$$

$$a) \quad d \sin \theta = m \lambda \quad \frac{d \sin \theta}{\lambda} = m = 2.9$$

$$\text{phase diff. } \phi = d \sin \theta = \underline{\underline{2.9 \lambda}}$$

$$b) \quad 2.9 \times 2\pi = \underline{\underline{18.2 \text{ rad}}}$$

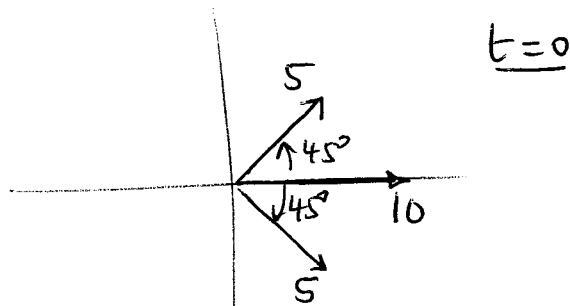
c) $2.9 < 3$ and closer to 3 than to 2.5

\Rightarrow more than the third minimum and closer to the third maximum.

Side

35.31

Use phasors



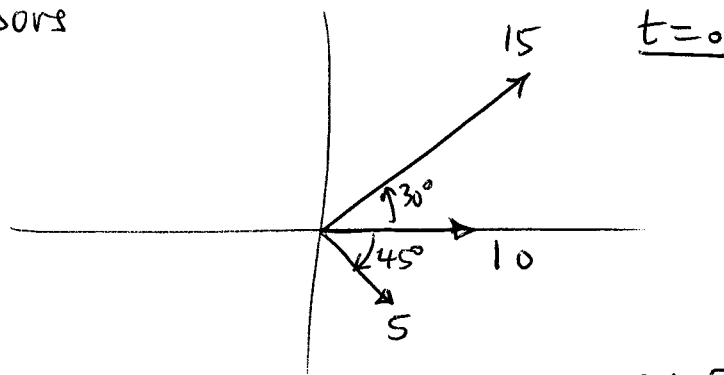
$$E_x = 10 + 5 \times 2 \cos 45^\circ = 17.1$$

$$E_y = 0 \quad \phi = 0$$

$$\underline{E_{\text{total}} = 17.1 \sin(2 \times 10^{14} t)}$$

35.33

Use phasors



$$y_x = 10 + 5 \cos 45^\circ + 15 \cos 30^\circ = 26.5$$

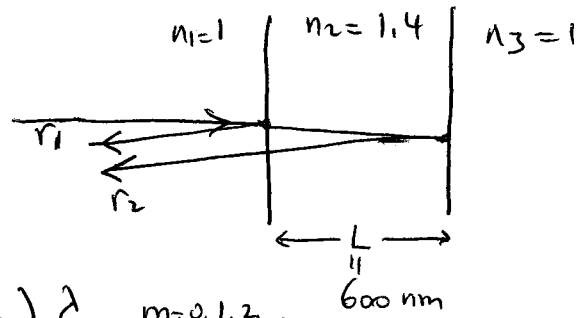
$$y_y = 15 \sin 30^\circ - 5 \sin 45^\circ = 3.96$$

$$|y_{\text{total}}| = 26.8 \sin = \sqrt{y_x^2 + y_y^2}$$

$$\beta = \tan^{-1} \left(\frac{y_y}{y_x} \right) = 8.5^\circ$$

$$\underline{y_{\text{total}} = 26.8 \sin(\omega t + 8.5^\circ)}$$

35.38

 $\frac{\lambda}{2}$ due to reflection

$$\Rightarrow \text{For max.} \quad 2L = \left(m + \frac{1}{2}\right) \frac{\lambda}{n_2} \quad m=0,1,2,\dots \quad \underset{600 \text{ nm}}{L}$$

$$\Rightarrow \text{For min} \quad 2L = m \frac{\lambda}{n_2} \quad m=1,2,3,\dots$$

a) Fully constructive interference

$$\lambda = \frac{2Ln_2}{m + \frac{1}{2}} = \frac{4Ln_2}{2m+1} = \frac{3360 \text{ nm}}{2m+1}$$

$$m=0 \quad \lambda = 3360 \text{ nm} \times$$

$$m=1 \quad \lambda = 1120 \text{ nm} \times$$

$$m=2 \quad \lambda = 672 \text{ nm} \checkmark$$

$$m=3 \quad \lambda = 480 \text{ nm} \checkmark$$

$$m=4 \quad \lambda = 373 \text{ nm} \checkmark$$

$$m=5 \quad \lambda = 305 \text{ nm} \checkmark$$

$$m=6 \quad \lambda = 258 \text{ nm} \times$$

b) Fully destructive interference

$$\lambda = \frac{2Ln_2}{m} = \frac{1680 \text{ nm}}{m}$$

$$m=1 \quad \lambda = 1680 \text{ nm} \times$$

$$m=2 \quad \lambda = 840 \text{ nm } \times$$

$$m=3 \quad \lambda = 560 \text{ nm } \checkmark$$

$$m=4 \quad \lambda = 420 \text{ nm } \checkmark$$

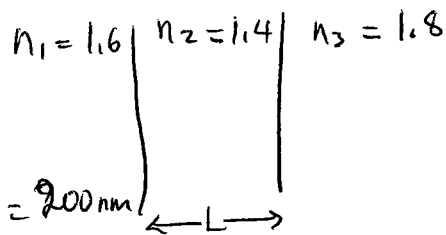
$$m=5 \quad \lambda = 336 \text{ nm } \checkmark$$

$$m=6 \quad \lambda = 280 \text{ nm } \times$$

35.45

We want a ~~maximum~~ ^{minimum} interference

$\lambda = 488 \text{ nm}$? and ~~2nd value of~~ $L = 200 \text{ nm}$



$$2L = m \frac{\lambda}{n_2} \quad m = 1, 2, 3, \dots$$

$$\lambda = \frac{2Ln_2}{m} = \frac{2 \times 200 \times 1.4}{m} = \frac{560 \text{ nm}}{m}$$

$$m=1 \quad \lambda = 560 \text{ nm } \checkmark \text{ visible range}$$

$$m=2 \quad \lambda = 280 \text{ nm } \times \text{ not visible range!}$$

35.52 We want max. and the second least

thickness $L = ?$

$$n_1 = 1.6 \quad n_2 = 1.4 \quad n_3 = 1.8 \quad \lambda = 632 \text{ nm}$$

$$2L = \left(m + \frac{1}{2}\right) \frac{\lambda}{n_2} \quad m = 0, 1, 2, \dots$$

$$L = \left(m + \frac{1}{2}\right) \frac{\lambda}{2n_2} = \left(m + \frac{1}{2}\right) \times 225.7$$

$$m = 1$$

$$L = \underline{\underline{338.6 \text{ nm}}}$$

35.79

$$N = \frac{2d}{\lambda}$$

$$\Rightarrow \lambda = \frac{2d}{N} = \frac{2 \times 0.933 \times 10^{-3}}{792} = 5.88 \times 10^{-7} \text{ m}$$

$$\lambda = \underline{\underline{588 \text{ nm}}}$$

35.82

$$\lambda_1 = 589.1 \text{ nm} \quad \lambda_2 = 589.59 \text{ nm}$$

$$N_2 - N_1 = \frac{2L}{\lambda_2} - \frac{2L}{\lambda_1}$$

$$\text{but } N_2 - N_1 = 1 \quad \Rightarrow \quad L \left(\frac{2}{\lambda_2} - \frac{2}{\lambda_1} \right) = 1$$

$$L = \left(\frac{2}{\lambda_2} - \frac{2}{\lambda_1} \right)^{-1} = 3.54 \times 10^{-4} \text{ m} \\ = \underline{\underline{354 \mu\text{m}}}$$