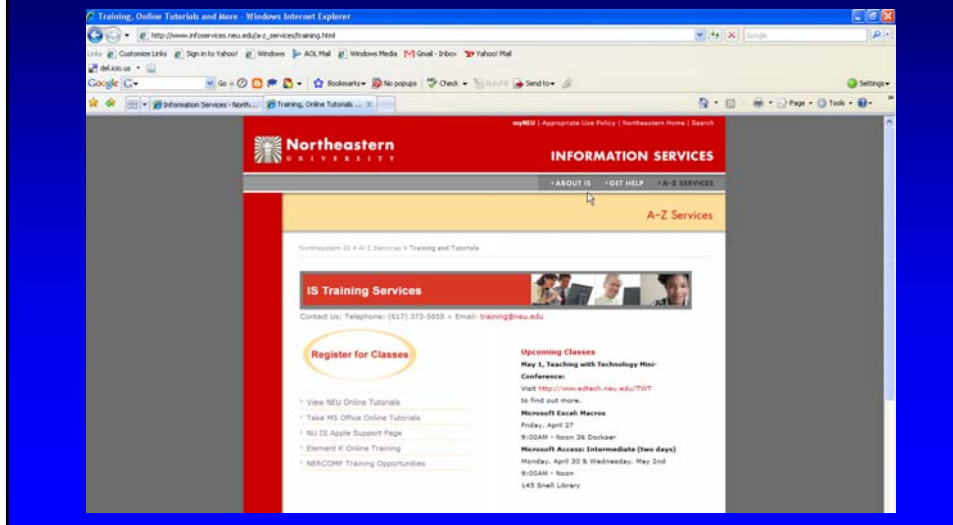


Welcome to Internet Explorer 7

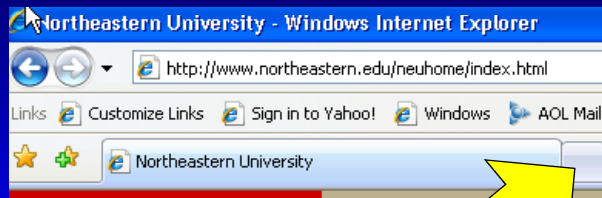


New Features at a Glance

- Tabbed Browsing
- Streamlined Interface
- Improved Search Features
- Support for RSS Feeds
- Better Security Features

www.infoservices.neu.edu

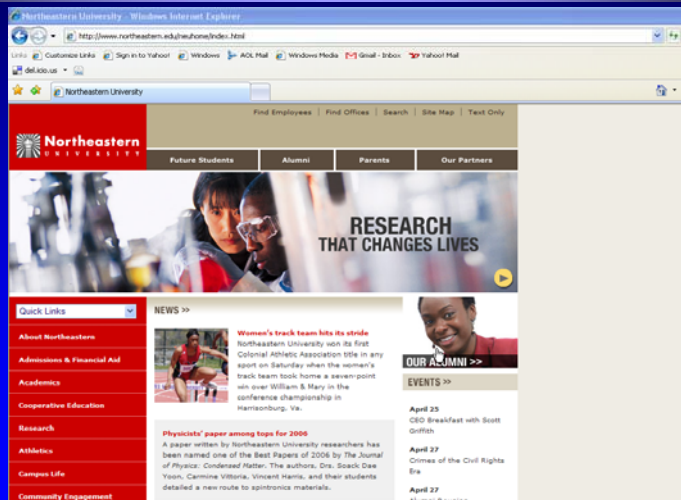
Tabbed Browsing



Click on the small tab, to the right of the tab of the page you are currently on

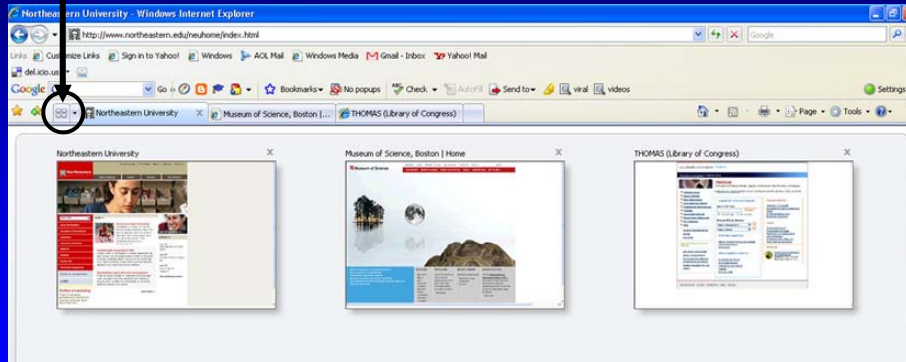
www.infoservices.neu.edu

Type the URL in the Address Bar



View Tab Thumbnails


The tab with the miniature boxes allows you see, switch, or close open tabbed pages



www.infoservices.neu.edu

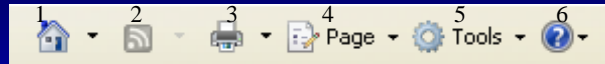
Streamlined Interface

- Most commands are found on the integrated toolbar
- Menu Bar is not visible but can be toggles with the [ALT] key
- Favorites are found on the star icon



www.infoservices.neu.edu

The Toolbar



1- Home Page Options

2- RSS Feeds

3- Print Options

4- Page Options- Save, Send, Zoom, View Source

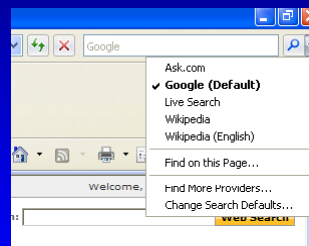
5- Tools- Internet Options, Pop Up Blocker, Security Features, Screen Customization

6- Help

www.infoservices.neu.edu

Improved Searching

- Search box located on the toolbar
- Find More Providers allows you to add any search engine
- Change Search Defaults allows you to set the default search engine



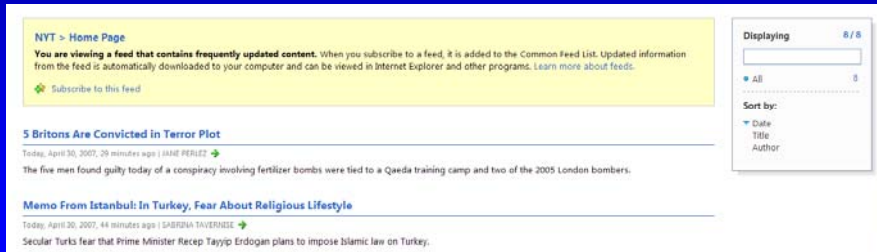
www.infoservices.neu.edu



RSS Feeds



When the RSS (Real Simple Syndication) button on your toolbar is available (not grayed out) the page you are on allows you to subscribe to the web site's content

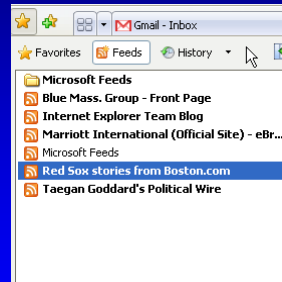


www.infoservices.neu.edu



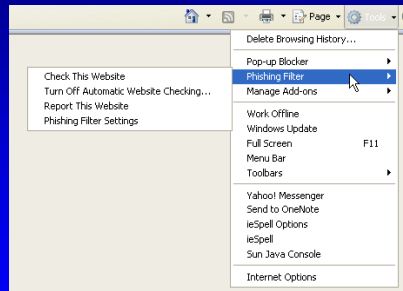
View Your RSS Feeds

The Star button to display favorites, also allows you to view your subscribed RSS feeds. Right click on a feed to change how frequently the subscription updates



www.infoservices.neu.edu

Improved Security



The Tools option on your toolbar allows you to Delete Browsing History, Manage Pop-ups and Avoid Internet Phishing Scams

www.infoservices.neu.edu

Top Five Shortcuts

- [ALT] key to toggle the Menu Bar
- [CTRL]+E to select the Instant Search Box
- [ALT] + D to select the Address Bar
- [CTRL] + [ENTER] to add “www.” before and “.com” after what you type in the address bar
- [CTRL] + D to add a site to Favorites

www.infoservices.neu.edu