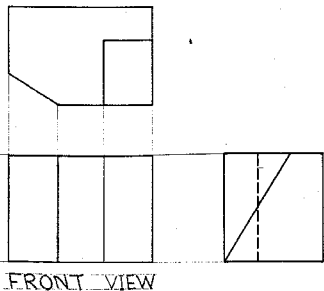
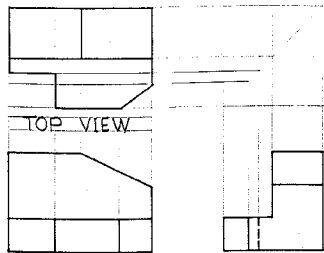


MIDTERM

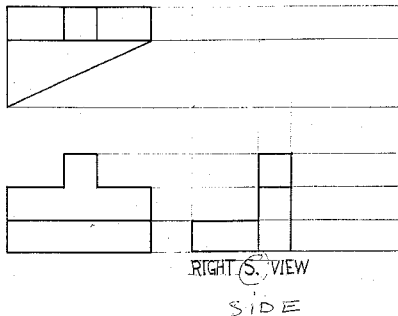
EXAM

Solution

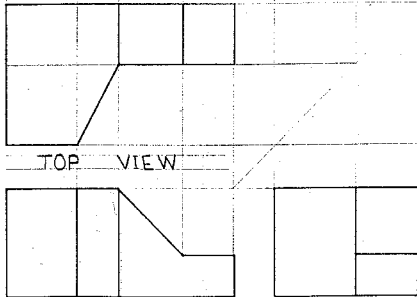
midterm Exam



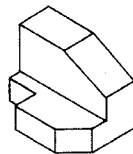
B



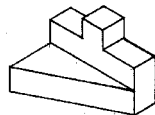
D



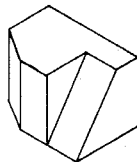
A



B



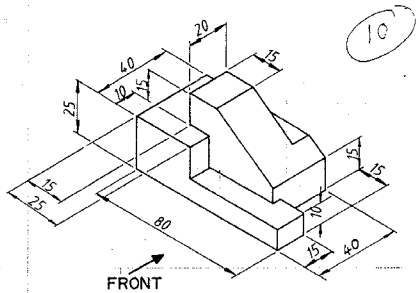
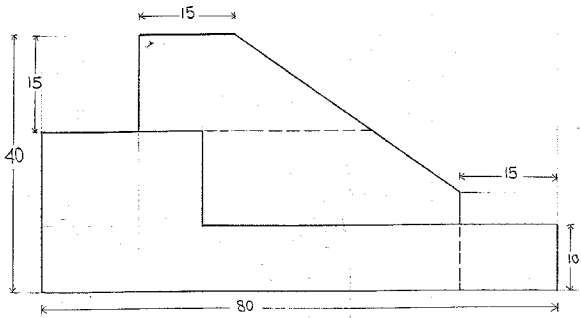
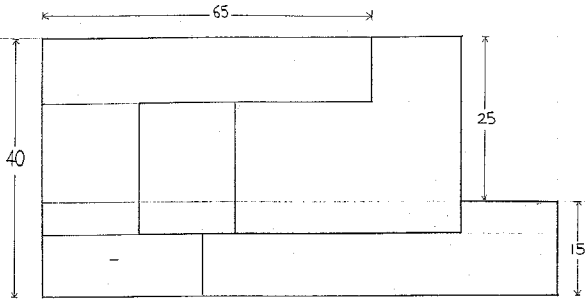
C



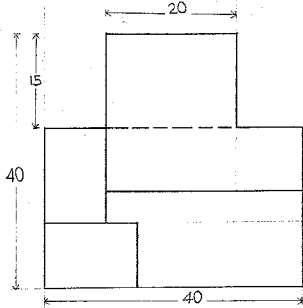
D

good lines

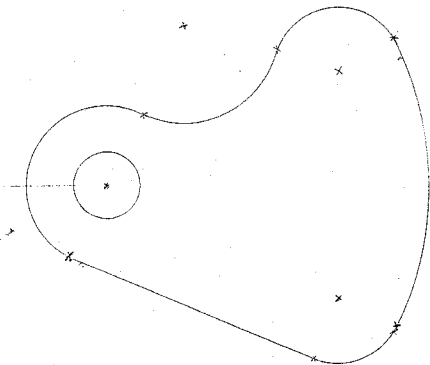
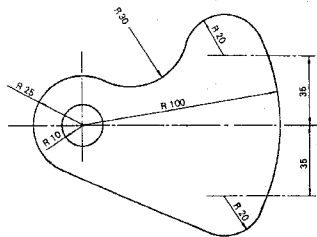
midterm Exam



DRAW 3 VIEWS OF THE OBJECT SHOWN ABOVE.
SCALE 2:1



midterm Exam



OK

10

Draw the gasket shown to a scale of 1:1
All dimensions are in mm.

K.F.U.P.M. C.E. GRAPHICS GROUP

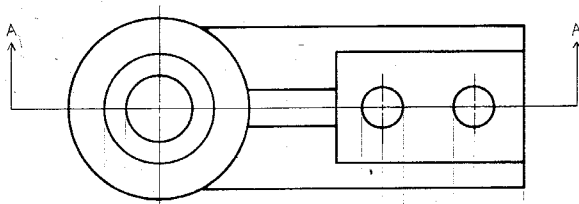
PROJECTION SCALE DRG. N

FINAL

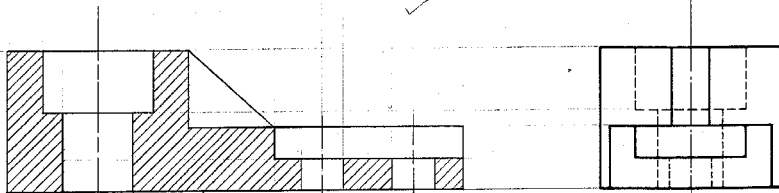
EXAM

Solution

Final Exam



10



SECTION A-A

Question: Add a cutting plane line and draw a front view as a full section view.

K.F.U.P.M. C.E. GRAPHICS GROUP

NAME

SEAT NO.

COURSE SECT.

TITLE

CE101

01



PROJECTION

SCALE

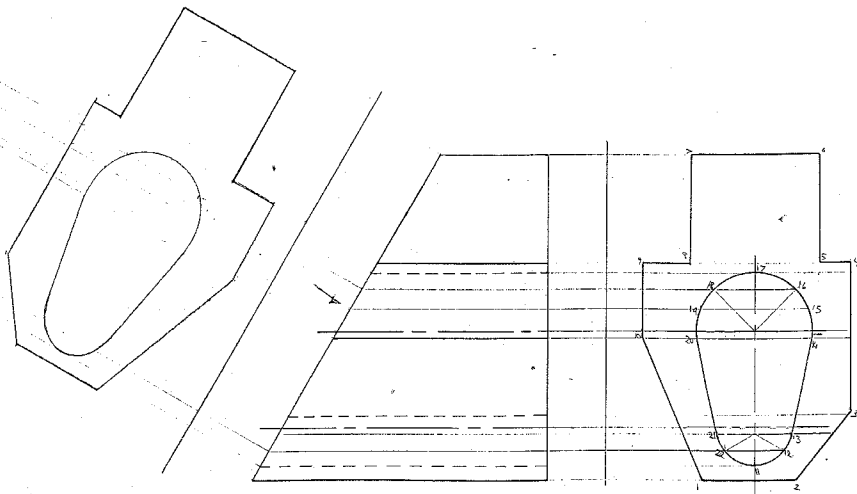
1:1

DRG. NO.

SEC 7

Final Exam

10

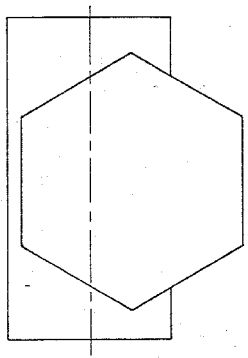
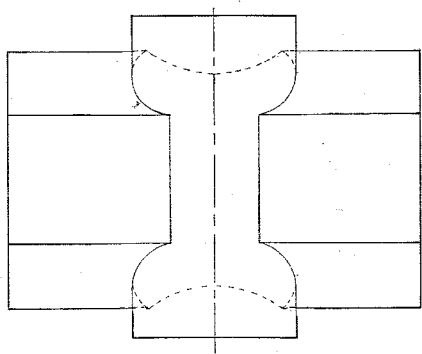
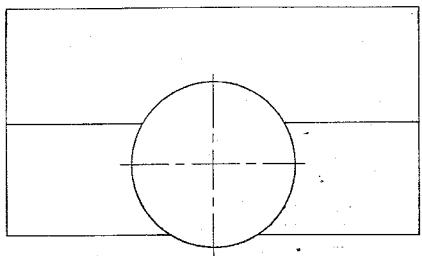


Two views of a glazing bar are shown.
Draw the true shape of the inclined surface.

K.F.U.P.M. C.E. GRAPHICS GROUP

NAME Key	SEAT NO.	COURSE SECT. CE 101 1	TITLE GLAZING BAR.	PROJECTION 	SCALE	DRG. NO. A6-7
-------------	----------	--------------------------	-----------------------	----------------	-------	------------------

Final Exam



Complete the front view of the intersecting cylinder and hexagonal prism, showing the intersection. Show all hidden lines. Use projection for at least one point.