

Progressive Picture  
Compositions, Pupils'  
Book, Dawn Byrne  
London  
Longman 1967-1977  
illustrated by Vito  
Bertoglio

# Composition 1

A



B



C



D



**Exercise 1(a)** Look at the pictures and complete these sentences.

- 1 Mary is playing in ..... with ..... (A)
- 2 The dog ..... with ..... in his mouth. (B)
- 3 Mary ..... because the dog has ..... (B)
- 4 Mary is saying to her father, 'Please ..... from the dog.' (C)
- 5 Mary's father ..... out of the dog's mouth. (D)


**Exercise 1(b)** Look at the pictures and complete these sentences.

- 1 Mary ..... in the garden with ..... (A)
- 2 The dog took ..... and ..... with it. (B)
- 3 Mary ..... because she could not ..... (B)
- 4 Mary ran to her father and said, 'Please .....  
.....' (C)
- 5 Mary's father ..... the dog and ..... out of his mouth. (D)


Progressive Picture  
 Compositions, Pupils'  
 Book, Donn Byrne  
 London  
 Longman 1967-1977  
 illustrated by V. ito  
 Bertoglio

# Composition 2


A




B



C



D




**Exercise 2(a)** Look at the pictures and complete these sentences.

- 1 It is five minutes to nine. Tom and Mary are ..... (A)
- 2 Mary ..... to the clock and saying, '.....  
 .....
- 3 Tom ..... out of the house with ..... in his hand. (B)
- 4 Tom can see ..... at ....., so he is running ..... (C)
- 5 The bus ....., but Tom ..... on it. (D)


**Exercise 2(b)** Look at the pictures and complete these sentences.

- 1 Mary ..... the clock and said, '.....  
 .....
- 2 Tom ..... his bag and ..... the house. (B)
- 3 Mary ..... at the door and ..... to Tom. (B)
- 4 Tom could see ..... at ....., so he ran quickly. (C)
- 5 The bus ....., but Tom ..... (D)


A



B



C



D



9

Exercise 3(a) Look at the pictures and complete these sentences.


- 1 The teacher is saying to the children, '.....' (A)
- 2 The children ..... not ..... They .....  
..... (B)
- 3 One boy ..... on the blackboard. (B)
- 4 The boy near the door is saying, '.....' (C)
- 5 All the children ..... (D)

*Progressive Picture  
Compositions, Pupils'  
Book, Donn Byrne  
London  
Longman 1967-1977  
Illustrated by Victor  
Bertoglio*


Exercise 3(b) Look at the pictures and complete these sentences.

- 1 The teacher ..... the door and said, '.....  
Don't .....' (A)
- 2 The children ..... not ..... their books. They ..... and ..... (B)
- 3 One boy ..... on the blackboard. Another boy ..... the door. (B)
- 4 The boy at the door said, '.....' (C)
- 5 The teacher came back. All the children ..... (D)


A



B



C



D



Exercise 4(a) Look at the pictures and complete these sentences.

- 1 Mr Brown ..... in his garden with ..... on it. (A)
- 2 There is not much fruit on ..... (A)
- 3 Mr Brown is laughing. '..... on your tree,' he is saying to Mr Smith. (B)
- 4 The wind is blowing and Mr Brown's tree ..... (C)
- 5 Mr Brown is angry because ..... (D)

Exercise 4(b) Look at the pictures and complete these sentences.

- 1 ..... on the tree in Mr Brown's garden. (A)
- 2 Mr Smith had a tree in his garden, too, but ..... (A)
- 3 Mr Brown laughed and said to Mr Smith, '.....' (B)
- 4 The wind was very strong, so ..... (C)
- 5 Mr Brown came into his garden. His tree ..... but Mr Smith's ..... still ..... (D)

A



B



C



D



**Exercise 5(a)** Look at the pictures and complete these sentences.

- 1 Tom is standing ..... the tree. (A)
- 2 Tom has climbed ....., and now he is looking down. (B)
- 3 Mary ..... on the ground. She ..... not ..... the tree. (B)
- 4 Mary has stood up and is saying, '..... Father.' (C)
- 5 Father has come with ..... and he ..... against the tree. (D)

**Exercise 5(b)** Look at the pictures and complete these sentences.

- 1 Tom said to Mary, '..... the tree.' (A)
- 2 Tom ..... Then he looked down and ..... Mary. (B)
- 3 Tom tried ....., but he could not. (C)
- 4 Mary stood up and said, '.....' (C)
- 5 Father brought ..... and ..... against the tree. Tom ..... (D)


A



B



C



D



Exercise 6(a) Look at the pictures and complete these sentences.


- 1 Mr and Mrs Brown ..... their two children to ..... (A)
- 2 Mary ..... because she is afraid of the lions. (B)
- 3 ..... on the elephant's back. (C)
- 4 John is asking his father, '.....?'' (C)
- 5 Mr and Mrs Brown ..... and ..... to their children. (D)

Progressive Picture  
 Compositions Pupils'  
 Book, Donn Byrne  
 London  
 Longman 1967-1977  
 illustrated by V. Vittori  
 Bertoglio

Exercise 6(b) Look at the pictures and complete these sentences.

- 1 First they ..... in their cage. (A)
- 2 John liked the lions and ..... the cage with ..... (B)
- 3 Mary did not like the lions, so she ..... (B)
- 4 John asked his father, '.....?'' (C)
- 5 Mr and Mrs Brown ..... and ..... their children. (D)

A



B



C



D




Exercise 7(a) Look at the pictures and complete these sentences.

- 1 There are no leaves ..... They .....  
..... in front of the house. (A)
- 2 The gardener has begun ..... (B)
- 3 The gardener ....., so he is having a rest. (C)
- 4 The gardener ..... on his broom and ..... (C)
- 5 The gardener is angry because the wind .....  
..... (D)


Exercise 7(b) Look at the pictures and complete these sentences.

- 1 The path ..... with leaves, which ..... from the trees. (A)
- 2 The gardener got his broom and ..... (B)
- 3 When the gardener had finished, he ..... on his broom and .....  
..... (C)
- 4 Suddenly the wind ..... (D)
- 5 In a few minutes the wind .....  
..... (D)


A




B



C



D



Exercise 8(a) Look at the pictures and complete these sentences.

- 1 Mr Smith comes home at six o'clock. He ..... and ..... the newspaper. (A)
- 2 Mrs Smith ..... a cup of tea. (A)
- 3 Mr and Mrs Smith go ..... a walk ..... the river ..... their dog. (B)
- 4 During supper, Mr and Mrs Smith ..... (C)
- 5 After supper, Mr and Mrs Smith ..... (D)


*Progressive Picture  
Compositions, Pupils'  
Books, Dora Byrne  
London  
Longman 1967-1977  
illustrated by V. John  
Bertoglio*

Exercise 8(b) Look at the pictures and complete these sentences.


- 1 Mr Smith ..... at six o'clock. He ..... and ..... the newspaper. (A)
- 2 Mrs Smith ..... (A)
- 3 After Mr Smith ..... the newspaper and ..... his tea, they ..... by the river. (B)
- 4 After they ..... supper, Mr and Mrs Smith ..... (D)
- 5 Mr Smith ..... his pipe and Mrs Smith ..... (D)




A



B



C



D



Exercise 9(a) Look at the pictures and complete these sentences.

- 1 A woman ..... on a seat in ..... and walked away. (A)
- 2 A poor man saw the bag there and thought, 'The bag ..... that woman. I'll run and ..... to her.' (B)
- 3 The man ..... and ran after the woman. (C)
- 4 The man called out to the woman, '..... on the seat.' (C)
- 5 The woman thanked the man and ..... (D)

Exercise 9(b) Look at the pictures and complete these sentences.

- 1 A woman ..... in the park and walked away. (A)
- 2 ..... who was walking past ..... on the bench. (B)
- 3 Since the woman ....., the man thought, '..... that woman. I'll run and ..... to her.' (B)
- 4 When the man ..... the woman, he called out, 'Excuse me, .....' (C)
- 5 The woman ..... and saw ..... her bag. (C)

A



B



C



D



**Exercise 10(a)** Look at the pictures and complete these sentences.

- 1 Mr Brown ..... over his face and ..... under a tree. (A)
- 2 Mr Brown woke up because ..... a lot of noise. (B)
- 3 Mr Brown went into his house and ..... (C)
- 4 Mr Brown ..... at the birds and fired. (C)
- 5 The noise frightened the birds and they ..... (D)

*Progressive Picture  
Compositions, Pupils'  
Book, Donn Byrne  
London  
Longman 1967-1977  
Illustrated by Victor  
Bertoglio*

**Exercise 10(b)** Look at the pictures and complete these sentences.

- 1 Mr Brown ..... over his face and ..... in the shade of a tree. (A)
- 2 Some big birds kept ..... overhead. (B)
- 3 The birds ..... that they woke Mr Brown up. (B)
- 4 Mr Brown ....., aimed at the birds and ..... (C)
- 5 The birds ..... by the noise that they ..... (D)