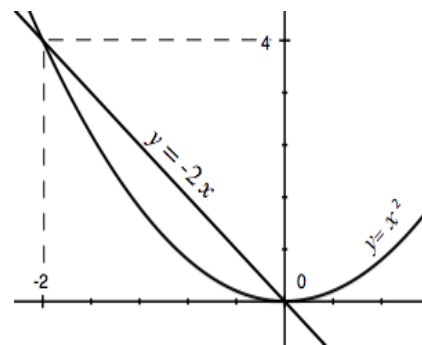


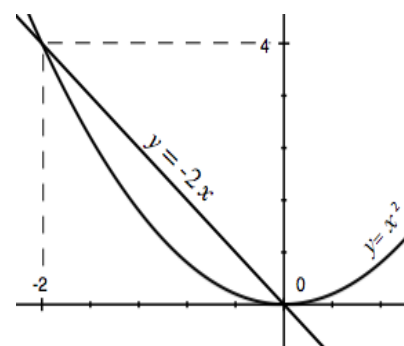
Q1. Use the given graphs to **Set up - Don't Integrate** - the integration that represents;

i. The area of the shaded region, ( Integrate with respect to  $x$  ).



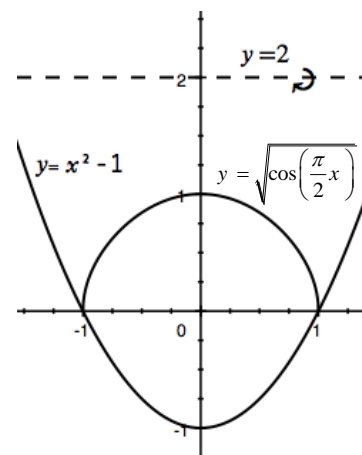
\_\_\_\_\_

ii. The area of the shaded region, ( Integrate with respect to  $y$  ).



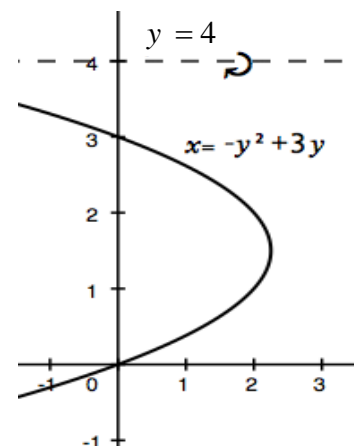
\_\_\_\_\_

iii. The volume generated by rotating the shaded region about  $y = 2$ .



\_\_\_\_\_

iv. The volume generated by rotating the shaded region about  $y = 4$ .



\_\_\_\_\_