

- ① Find the Riemann Sum for $f(x) = \frac{15}{x}$, $1 \leq x \leq 3$ with 4 sub-intervals, taking sample points to be right end points

$$\Rightarrow \Delta x = \frac{3-1}{4} = \frac{1}{2}, \quad x_i = a + i\Delta x = 1 + \frac{1}{2}, 1 + 1, 1 + \frac{3}{2}, 1 + 2$$

$$RS = \sum_{i=1}^4 f(x_i) \cdot \Delta x = \left[\frac{15}{\frac{3}{2}} + \frac{15}{2} + \frac{15}{\frac{5}{2}} + \frac{15}{3} \right] \left(\frac{1}{2} \right) = \frac{57}{4}$$

- ② Show that the limit $\lim_{n \rightarrow \infty} \sum_{i=1}^n \frac{\pi}{4n} \cdot \tan\left(\frac{\pi}{4n} i + \frac{\pi}{3}\right)$ can be interpreted as the area of $y = \tan\left(x + \frac{\pi}{3}\right)$, $0 \leq x \leq \pi/4$

$$\Rightarrow \Delta x = \frac{\pi}{4n} \quad \text{in } [0, \pi/4], \quad x_i = \frac{i\pi}{4n}$$

$$f(x_i) = \tan\left(\frac{i\pi}{4n} + \frac{\pi}{3}\right) = \tan\left(x_i + \frac{\pi}{3}\right) \Rightarrow$$

$$f(x) = \tan\left(x + \frac{\pi}{3}\right) \quad \text{in } 0 \leq x \leq \pi/4$$

- ③ Write the limit $\lim_{n \rightarrow \infty} \left(\frac{1}{n} \sum_{i=1}^n \left(1 + \frac{2i}{n}\right)^3 \right)$ as integral.

$$\Rightarrow \text{we can see, } f(x_i) = \left(1 + \frac{2i}{n}\right)^3 \Rightarrow x_i = 1 + \frac{2i}{n}$$

$$\Rightarrow a=1, \Delta x = \frac{2}{n} \Rightarrow a=1, b=3$$

$$\Rightarrow \Delta \quad f(x) = x^3 \quad \text{and} \quad \frac{1}{2} \lim_{n \rightarrow \infty} \left[\frac{2}{n} \sum_{i=1}^n \left(1 + \frac{2i}{n}\right)^3 \right]$$

$$\Rightarrow \frac{1}{2} \int_1^3 x^3 dx \quad \text{in } [1, 3]$$

- ④ Integrate $\int \frac{\sqrt{1-x^2} - x}{\sqrt{1-x^2}} dx$

$$\text{Hint} \Rightarrow \int \left(1 - \frac{x}{\sqrt{1-x^2}}\right) dx = \int 1 dx - \int \frac{x}{\sqrt{1-x^2}} dx$$

Let $1-x^2 = u \Rightarrow -2x dx = du$

Ans: $x + \sqrt{1-x^2} + C$

- ⑤ Evaluate $\int_0^{\pi} |\sin 2x| dx$

$$= \int_0^{\pi/2} \sin 2x dx - \int_{\pi/2}^{\pi} \sin 2x dx$$

$$= -\frac{1}{2} [\cos 2x]_0^{\pi/2} + \frac{1}{2} [\cos 2x]_{\pi/2}^{\pi}$$

$$= \boxed{2}$$

$$\begin{cases} |\sin 2x| = \sin 2x \\ 0 \leq 2x \leq \pi \\ \Rightarrow 0 \leq x \leq \pi/2 \\ \text{and } = -\sin 2x \\ \pi/2 < x \leq \pi \end{cases}$$

6) If $f(x) = \begin{cases} 3^x & 0 \leq x \leq 1 \\ 3^x + 1 & 1 < x \leq 2 \end{cases}$, then $\int_0^2 f(x) dx$ is

Hint $\Rightarrow \int_0^2 f(x) dx = \int_0^1 3^x dx + \int_1^2 (3^x + 1) dx =$ find it?

Remember $\int a^x dx = \frac{a^x}{\log a}$ ANSWER = $\left(\frac{8}{\log 3} + 1\right)$

7) If $x > e$ then $\frac{d}{dx} \left(\int_1^{\sqrt{\ln x}} e^{t^2} dt \right)$ is ... ??

$\Rightarrow \frac{d}{dx} \int_1^{\sqrt{\ln x}} e^{t^2} dt = \frac{d}{du} \int_1^u e^{t^2} dt \cdot \frac{du}{dx}$, $u = \sqrt{\ln x}$
 $\frac{du}{dx} = \frac{1}{2} \cdot \frac{1}{\sqrt{\ln x}} \cdot \frac{1}{x}$
 $= e^{u^2} \cdot \frac{1}{2} \cdot \frac{1}{\sqrt{\ln x}} \cdot \frac{1}{x}$
 $= e^{(\ln x)} \cdot \frac{1}{2} \cdot \frac{1}{\sqrt{\ln x}} \cdot \frac{1}{x} = \boxed{\frac{1}{2\sqrt{\ln x}}}$

8) Find $\int \frac{\cos \theta + \cos \theta \cdot \cot^2 \theta}{\csc^2 \theta} d\theta$

$= \int (\sin^2 \theta \cos \theta + \cos^3 \theta) d\theta$
 $= \int (\sin^2 \theta + \cos^2 \theta) \cos \theta d\theta = \int \cos \theta d\theta$
 $= \boxed{\sin \theta + C}$

9) $\int \frac{5}{\sqrt{x}(3\sqrt{x}+4)^{3/5}} dx$

Hint: Let $3\sqrt{x} + 4 = u$

ANS: $\frac{25}{3} (3\sqrt{x} + 4)^{2/5} + C$

10) Find $F'(x)$ if $F(x) = \int_{2\ln x}^x \frac{e^t}{t} dt$

$F'(x) = \frac{d}{dx} \left(\int_0^x \frac{e^t}{t} dt - \int_0^{2\ln x} \frac{e^t}{t} dt \right) =$

$= \frac{e^x}{x} - \frac{d}{dx} \left(\int_0^{2\ln x} \frac{e^t}{t} dt \right) = \frac{e^x}{x} - \frac{d}{du} \int_0^u \frac{e^t}{t} dt \cdot \frac{du}{dx}$
 where $u = 2\ln x$
 $\frac{du}{dx} = \frac{2}{x}$
 $= \frac{e^x}{x} - \frac{e^u}{u} \cdot \frac{2}{x} = \frac{e^x}{x} - \frac{e^{2\ln x}}{2\ln x} \cdot \frac{2}{x}$
 $= \frac{e^x}{x} - \frac{e^{2\ln x}}{x \ln x}$
 $(e^{2\ln x} = x^2)$

11. $\int_0^{\ln 5} |e^x - 4| dx$

$= - \int_0^{\ln 4} (e^x - 4) dx + \int_{\ln 4}^{\ln 5} (e^x - 4) dx$ $\begin{cases} |e^x - 4| = e^x - 4 \\ \text{if } e^x - 4 \geq 0 \\ \Rightarrow x \geq \ln 4 \\ \ln 4 \leq x \leq \ln 5 \end{cases}$

$= [-e^x + 4x]_0^{\ln 4} + [e^x - 4x]_{\ln 4}^{\ln 5}$

$= [-4 + 4 \ln 4 + 1 - 0] + [5 - 4 \ln 5 - 4 + 4 \ln 4]$

$= -2 + 8 \ln 4 - 4 \ln 5$

12. $\int \sin^3 \theta \sqrt[3]{\cos \theta} d\theta$

$= \int \sin^2 \theta \cdot \sin \theta \sqrt[3]{\cos \theta} d\theta$, let $\cos \theta = u$
 $- \sin \theta d\theta = du$

$= \int (1-u^2) (-1) \sqrt[3]{u} du$

$= \int (-u^{1/3} + u^{7/3}) du$... Now you can complete ...

* 13. Which one of the following integrals exists by Fundamental Theorem of Calculus?

(a) $\int_0^{\pi/4} \cot(x + \pi/2) dx$ (b) $\int_0^1 \ln x dx$ (c) $\int_{\pi/4}^{\pi} \sec x dx$ (d) $\int_{-5}^5 \frac{2}{x^7} dx$

\Rightarrow Integral $\int_a^b f(x) dx$ exists if $f(x)$ is continuous in $[a, b]$

\Rightarrow None of the functions is continuous in $[a, b]$ except (a)

Ans: (a)

* 14. If velocity of particle is $v(t) = 3t - 2$ (m/sec). Find the distance travelled in $\frac{1}{2} \leq t \leq 2$

$d = \int_{1/2}^2 |v(t)| dt = - \int_{1/2}^1 (3t - 3) dt + \int_1^2 (3t - 3) dt$

$= \boxed{\frac{15}{8}}$

$\begin{cases} |3t - 2| = 3t - 2 \\ \text{if } 3t - 2 \geq 0 \Rightarrow t \geq 2/3 \\ \text{and } \Rightarrow 1 \leq t \leq 2 \\ |3t - 2| = -(3t - 3) \\ t < 1 \end{cases}$

(4)

15 $\int_0^{3\pi/4} |\cos x| dx$

ANS = $2 - \frac{1}{\sqrt{2}}$

$\Rightarrow \int_0^{\pi/2} \cos x dx - \int_{\pi/2}^{3\pi/4} \cos x dx$

$$\begin{cases} |\cos x| = \cos x & 0 \leq x \leq \pi/2 \\ \text{and} = -\cos x & \pi/2 \leq x \leq 3\pi/4 \end{cases}$$

~~Now you~~ Now you can complete ...

16 If f is continuous function such that

$\int_1^x e^{-t} f(t) dt = 3 + x \sin x$ for all x . Find $f(x)$


$\Rightarrow \frac{d}{dx} \int_1^x e^{-t} f(t) dt = \frac{d}{dx} (3 + x \sin x) = x \cos x + \sin x$

$\Rightarrow e^{-x} f(x) = x \cos x + \sin x \Rightarrow f(x) = e^x (x \cos x + \sin x)$

17 Use area under the curves to evaluate $\int_{-2}^2 |x| dx + \int_{-2}^2 \sqrt{4-x^2} dx$

$\Rightarrow 2 \int_0^2 x dx + 2 \int_0^2 \sqrt{4-x^2} dx$

$= 4 + 2 \left(\frac{\pi \cdot 2^2}{4} \right) = 4 + 2\pi$



18 $\int_0^1 \frac{x^3 + x^2 + x + 1}{x+1} dx$... ANS = $\frac{4}{3}$

$\Rightarrow \int_0^1 \frac{x^2(x+1) + 1(x+1)}{x+1} dx = \int_0^1 (x^2 + 1) dx$...

19 If $F(x) = \int_0^{x^3} \sqrt{1+t^2} dt$, Find $F'(2)$ ANS: $18 - 10\sqrt{2}$

$\Rightarrow F'(x) = \frac{d}{dx} \left(\int_0^{x^3} \sqrt{1+t^2} dt \right) = - \frac{d}{dx} \left(\int_0^{x^2} \sqrt{1+t^2} dt \right) + \frac{d}{dx} \left(\int_0^{x^3} \sqrt{1+t^2} dt \right)$

$= - \frac{d}{du} \left(\int_0^u \sqrt{1+t^2} dt \cdot \frac{du}{dx} \right) + \frac{d}{dw} \left(\int_0^w \sqrt{1+t^2} dt \cdot \frac{dw}{dx} \right)$

$= - 2x \sqrt{1+x^4} + 3x^2 \sqrt{1+x^6}$

$F'(2) = 18 - 10\sqrt{2}$

$$\begin{cases} x^2 = u \Rightarrow 2x = \frac{du}{dx} \\ z^3 = w \Rightarrow 3z^2 = \frac{dw}{dz} \end{cases}$$

20 Interpret limit $\lim_{n \rightarrow \infty} \sum_{i=1}^n \left[\frac{4i}{n^2} + \frac{6}{n} \right]$ as area. (5)

$$\Rightarrow \lim \sum \left(\frac{2}{n} \right) \left[3 + \frac{2i}{n} \right] = \lim_{n \rightarrow \infty} \left(\frac{2}{n} \right) \sum_{i=1}^n \left(3 + \frac{2i}{n} \right)$$

$$\Rightarrow a = 3, \Delta x = \frac{2}{n} \text{ in } [3, 5] \quad x_i = a + i \Delta x = 3 + \frac{2i}{n}$$

$$\Rightarrow f(x_i) = x_i \Rightarrow f(x) = x \text{ on } [3, 5]$$

$$\Rightarrow \int_3^5 f(x) dx$$

21 Find $\lim_{n \rightarrow \infty} \sum_{i=1}^n \left(\frac{4i}{n^2} + \frac{3}{n} \right)$

$$\Rightarrow \lim_{n \rightarrow \infty} \left[\frac{4}{n^2} \sum_{i=1}^n i + \frac{3}{n} \sum_{i=1}^n 1 \right] = \lim_{n \rightarrow \infty} \left[\frac{4}{n^2} \cdot \frac{n(n+1)}{2} + \frac{3}{n} \cdot n \right] = \boxed{5}$$

22 $\int \frac{\cos(\pi/x^2)}{x^3} dx$, let $\frac{\pi}{x^2} = u$... ANS: $-\frac{1}{2\pi} \sin\left(\frac{\pi}{x^2}\right) + C$

23 $\int_1^{e^4} \frac{\sqrt{\ln x}}{x} dx$, let $\ln x = u$ ANS = $\frac{16}{3}$

24 Express $\lim_{n \rightarrow \infty} \sum_{i=1}^n \frac{\pi}{3n} \left(\frac{\pi}{6} + \frac{i\pi}{3n} \right)$ as definite integral

$$\Delta x = \frac{\pi}{3n}, a = \frac{\pi}{6}$$

$$\Rightarrow x_i = \frac{\pi}{6} + \frac{i\pi}{3n}, \text{ Interval } \left[\frac{\pi}{6}, \frac{\pi}{2} \right]$$

$$f(x_i) = \cot(x_i) \Rightarrow \int_{\pi/6}^{\pi/2} \cot x \cdot dx$$

25 If f is continuous and $\int_3^5 f(x) dx = 8$, then find $\int_0^1 f(2x+3) dx$ ANS = 4

$$\text{Let } 2x+3 = u \Rightarrow 2 dx = du$$

$$\int_3^5 f(u) \cdot \frac{du}{2} = \frac{8}{2} = \boxed{4}$$

26 $\int \frac{\sin \theta + \sin \theta \tan^2 \theta}{\sec^2 \theta} d\theta$

$\Rightarrow \int \cos^2 \theta \sin \theta d\theta + \int \sin^3 \theta d\theta$

$\Rightarrow \int \sin \theta (\cos^2 \theta + \sin^2 \theta) d\theta = \int \sin \theta d\theta = -\cos \theta + C$

27 If $f(x) = \int_1^{x^2+3x} (t^3+1)^{20} dt$, find $f'(0)$

$\Rightarrow f'(x) = \frac{d}{dx} \int_1^{x^2+3x} (t^3+1)^{20} dt$

$= \frac{d}{du} \int_1^u (t^3+1)^{20} \frac{du}{dx}$, where $u = x^2+3x$
 $\frac{du}{dx} = 2x+3$

$= (u^3+1)^{20} (2x+3)$
 $= [(x^2+3x)^3+1]^{20} (2x+3)$

$f'(0) = 3$

28 Find $\lim_{x \rightarrow 0} (1 + \frac{x}{2})^{1/2x}$ $\{ e = \lim_{x \rightarrow 0} (1+x)^{1/x} \}$

$\Rightarrow \lim_{u \rightarrow 0} (1+u)^{\frac{1}{2 \cdot 2u}}$ where $\frac{x}{2} = u$

$\Rightarrow \left[\lim_{u \rightarrow 0} (1+u)^{\frac{1}{u}} \right]^{\frac{1}{4}} = e^{\frac{1}{4}}$

29 If $A = \int_0^{\pi/2} \sqrt{1+\sin x} dx$, then $\frac{\pi}{2} \leq A \leq \frac{\pi}{\sqrt{2}}$

$\Rightarrow 0 \leq \sin x \leq 1$ $x \in [0, \frac{\pi}{2}]$

$\Rightarrow 1 \leq 1 + \sin x \leq 2$

$\Rightarrow 1 \leq \sqrt{1 + \sin x} \leq \sqrt{2}$

$\Rightarrow \int_0^{\pi/2} dx \leq \int_0^{\pi/2} \sqrt{1 + \sin x} dx \leq \int_0^{\pi/2} \sqrt{2} dx$

$\Rightarrow \frac{\pi}{2} \leq A \leq \frac{\pi}{\sqrt{2}}$

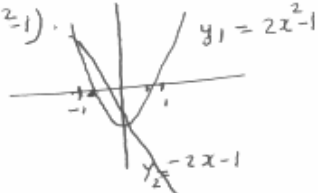
AREA and Volume

⑦

1 Find the area of the region enclosed by the curves $y = 2x^2 - 1$, $y = -2x - 1$ ANS = $\frac{1}{3}$

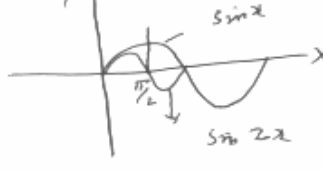
⇒ Point of intersection $2x^2 - 1 = -2x - 1 \Rightarrow x = 0, -1$

$$A = \int_{-1}^0 (y_2 - y_1) dx = \int_{-1}^0 (-2x - 1) - (2x^2 - 1) dx$$

$$= \frac{1}{3}$$


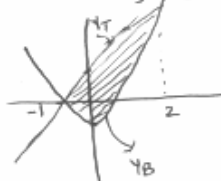
2 Find the area enclosed by $y = \sin x$, $y = \sin 2x$
 $x = 0$, $x = \frac{\pi}{2}$ ANS = $\frac{1}{2}$

$$A = \int_0^{\pi/2} (\sin 2x - \sin x) dx$$

$$= \frac{1}{2}$$


3 Find the area between curves $y = x^2 - 1$, $y = x + 1$
 ⇒ Point of intersection $x + 1 = x^2 - 1 \Rightarrow x = -1, 2$

$$A = \int_{-1}^2 [(x+1) - (x^2-1)] dx$$

$$= 3$$


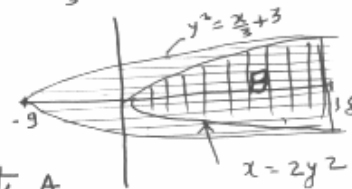
4 Find the area of the region bounded by the graphs of $x = 2y^2$ and $y^2 = \frac{x}{3} + 3$

⇒ Point of Intersection $\frac{x}{2} = \frac{x}{3} + 3 \Rightarrow x = 18, y = 0$

$$A = \int_0^{18} \sqrt{\frac{x}{2}} dx$$

$$B = \int_{-9}^{9} \sqrt{\frac{x}{3} + 3} dx$$

Area = $2(B - A)$. Calculate A and B to get area.

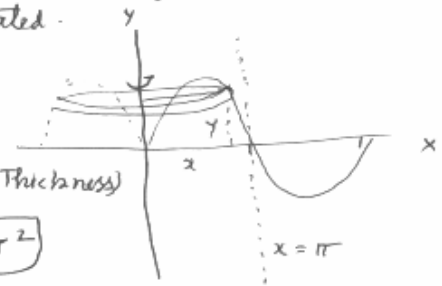


5) If the region enclosed by $y = \sin x$, $y = 0$, $x = 0$, $x = \pi$ is revolved about y -axis. Find the volume of solid generated.

$$V = \int_0^{\pi} 2\pi x y \, dx$$

($2\pi \times \text{radius} \times \text{height} \times \text{Thickness}$)

$$= 2\pi \int_0^{\pi} x \sin x \, dx = \boxed{2\pi^2}$$



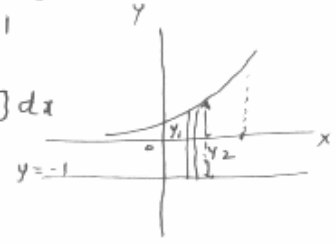
6) The region $y = e^x$, $x = 0$, $x = \ln 2$ and $y = 0$ is revolved about $y = -1$. Find the volume of solid formed. ANS = $7\pi/2$

outer radius about $y = -1$ is $r_2 = 1 + y$
 inner radius $r_1 = 1$

$$V = \int_0^{\ln 2} \pi [r_2^2 - r_1^2] \, dx = \pi \int_0^{\ln 2} [(1+y)^2 - 1^2] \, dx$$

$$= \pi \int_0^{\ln 2} (e^{2x} + 2e^x) \, dx$$

$$= \boxed{7\pi/2}$$



7) If the region $y = x$, $y = x^2$ is rotated about $x = -1$. find the volume of the solid formed.

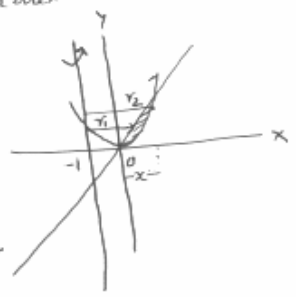
$$r_2 = x + 1 = \sqrt{y} + 1$$

$$r_1 = x + 1 = y + 1$$

$$V = \int_0^1 \pi (r_2^2 - r_1^2) \, dy =$$

$$= \int_0^1 \pi ((\sqrt{y} + 1)^2 - (y + 1)^2) \, dy$$

$$= \frac{\pi}{2}$$

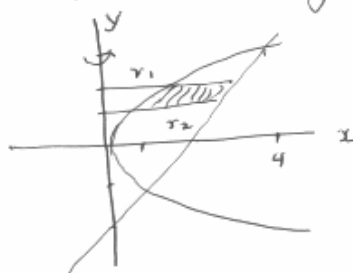


[Point of intersection
 $x = 0, x = 1$
 $y = 0, y = 1$]

- 8 Write the integral for the volume of solid obtained by rotating the region bounded by $y^2 = x$, $y = x - 2$ about y -axis

Point of intersection

$$\begin{aligned}(x-2)^2 &= x \\ x^2 - 4x + 4 - x &= 0 \\ x^2 - 5x + 4 &= 0 \\ (x-4)(x-1) &= 0 \\ \Rightarrow x &= 1, x = 4 \\ y &= -1, y = 2\end{aligned}$$



$$r_2 = x = y + 2$$

$$r_1 = x = y^2$$

$$V = \int_{-1}^2 (\pi (r_2^2 - r_1^2)) dy = \pi \int_{-1}^2 ((y+2)^2 - y^4) dy$$

$$V = \pi \int_{-1}^2 (y^2 + 2y + 4 - y^4) dy$$

- 9 Write the integral for the volume generated by rotating the region bounded by $y = \ln x$, $y = 0$, $x = e$ about y -axis

$$r_2 = e, r_1 = x$$

$$V = \int_0^1 \pi (r_2^2 - r_1^2) dy = \pi \int_0^1 (e^2 - e^{2y}) dy$$



- 10 The base of a solid is enclosed by the curves $y = x^2$, $y = 0$, $x = 2$. If cross-sections of S are ~~per~~ perpendicular to the x -axis are squares. Find the volume of S .

$$\text{Area of squares} = y^2$$

$$\text{Volume of the square} = y^2 dx$$

$$V = \int_0^2 y^2 dx = \int_0^2 x^4 dx$$

$$= \boxed{\frac{32}{5}}$$

