

KING FAHD UNIVERSITY OF PETROLEUM & MINERALS
DEPARTMENT OF MATHEMATICAL SCIENCES
DHAHRAN, SAUDI ARABIA

STAT 211 (A): BUSINESS STATISTICS I

Semester 052

Major Exam #2

Wednesday April 26, 2006

Please **circle** your instructor's name:

Dr. Walid Abu-Dayyeh

Dr. Mohammad Omar

Mr. Marwan Al-Momani

Name:

ID#

Section:

Serial:

Question No	Full Marks	Marks Obtained
1	10	
2	13	
3	10	
4	15	
5	5	
6	12	
Total	65	

Question .1(4+6=10-Points)

Ahmed followed stock exchanges over the past 50 days. In particular, he recorded price exchanges for two stocks, Al- Kahraba' and Safco. He partially constructed the following table.

		Safco price↓			Total
		Decrease	Unchanged	Increase	
Al-Kahraba ' price →	Decrease	50	10	60	120
	Unchanged	70	50	80	200
	Increase	70	40	70	180
Total		190	100	210	500

With this method, he partially completed the following table to study the behavior of the two stocks.

		Safco↓			Total
		Decrease	Unchanged	Increase	
Al-Kahraba ' →	Decrease	0.10	0.02	0.12	0.24
	Unchanged	0.14	0.10	0.16	0.40
	Increase	0.14	0.08	0.14	0.36
Total		0.38	0.20	0.42	1

With this partially constructed table, find the following:

- a. What is the probability that Al-Kahraba' stock price decreases given that Safco price decreases?

$$\begin{aligned}
 P(\text{Al-Kahraba' decrease} | \text{Safco Price decrease}) &= \frac{P(\text{both decrease})}{P(\text{Safco decrease})} \quad (1pt) \\
 &= \frac{0.10}{0.38} \quad (1pt) \\
 &= 0.263158 \quad (1pt)
 \end{aligned}$$

- b. Let A: Safco increases and B: Al-Kahraba' stock increases.

- I. Are these two events mutually exclusive? Why?

No (1pt). $P(A \cap B) = 0.14$ (by the complement rule)
 $P(A \cap B) \neq 0$. So, events A and B are NOT mutually exclusive (1pt)

- II. Are these two events independent? Why?

$P(A \cap B) = 0.14$ No.(1pt)
 $P(A) = 0.42$ $P(A)P(B) = 0.42(0.36)$
 $P(B) = 0.36$ $= 0.1512$
 $P(A \cap B) \neq P(A)P(B)$ (1pt). So, not independent.

- III. Find $P(A \cup B)$

$$\begin{aligned}
 P(A \cup B) &= P(A) + P(B) - P(A \cap B) && \text{(Probability Addition rule)} \\
 &= 0.42 + 0.36 - 0.14 && (1pt) \\
 &= 0.64 && (1pt)
 \end{aligned}$$

Question .2 (1+2+4+2+4=13-Points)

The following distribution of **number** of daily customer complaints was observed for the past year at Giant Supermarket

X	0	1	2	3	4	5
P(X)	0.2	0.25	0.25	0.1	0.1	0.1

a. What **type of probability distribution** is represented above?
Discrete Probability Distribution (1pt)

b. Find the **probability** that on a given day, there will be **at least one** customer complaint?

$$\begin{aligned}
 P(x \geq 1) &= 1 - P(x = 0) \\
 &= 1 - 0.20 \quad (1pt) \\
 &= 0.80 \quad (1pt)
 \end{aligned}$$

c. Find the **probability** that on a given day, there will be **between 2 and 4** complaints (**inclusive**) given that there is **at least one** complaint.

$$\begin{aligned}
 P(2 \leq x \leq 4 | x \geq 1) &= \frac{P(2 \leq x \leq 4 \text{ and } x \geq 1)}{P(x \geq 1)} \quad (1pt) \\
 &= \frac{P(x=2) + P(x=3) + P(x=4)}{1 - P(x=0)} \quad (1pt) \\
 &= \frac{0.25 + 0.10 + 0.10}{0.80} \quad (1pt) \\
 &= \frac{0.45}{0.80} \\
 &= 0.5625 \quad (1pt)
 \end{aligned}$$

d. Find the **expected number** of customer complaints?

$$\begin{aligned}
 E[x] &= \sum xP(x) \\
 &= 0(0.20) + 1(0.25) + 2(0.25) + 3(0.10) + 4(0.10) + 5(0.10) \quad (1pt) \\
 &= 0 + 0.25 + 0.50 + 0.30 + 0.40 + 0.50 \\
 &= 1.95 \quad (1pt)
 \end{aligned}$$

e. Find the **standard deviation** of customer complaints?

(1pt) This method

X	P(X)	XP(X)	X ² P(X)	or	(X-E[X]) ² P(X)
0	0.20	0.00	0.00		0.760500
1	0.25	0.25	0.25		0.225625
2	0.25	0.50	1.00		0.000625
3	0.10	0.30	0.90		0.110250
4	0.10	0.40	1.60		0.420250
5	0.10	0.50	2.50		0.930250
	1.00	1.95	6.25		2.4475

(1pt)

(or 1pt)

$$\begin{aligned}
 \sigma &= \sqrt{\sum x^2 P(x) - (E[X])^2} \\
 &= \sqrt{6.25 - (1.95)^2} \\
 &= \sqrt{2.4475} \quad (1pt) \\
 &= 1.56445 \quad (1pt)
 \end{aligned}$$

Question 3(3+4+3=10-Points)

The life time of batteries manufactured by a factory has an exponential distribution with mean 320 hours. A battery is selected randomly from the product of the factory. Then:

- a. Find the probability that the battery will work at most 300 hours.

$$\begin{aligned}P(x \leq 300) &= P(0 \leq x \leq 300) \\&= 1 - e^{-\lambda(300)} \quad \text{but what is } \lambda? \text{ exponential mean} = 1/\lambda \\& \quad \quad \quad 320 \text{ hr} = 1/\lambda. \text{ So, } \lambda = 1/320 \text{ (1 pt)} \\&= 1 - e^{-300/320} \\&= 1 - e^{-0.9375} \quad (1pt) \\&= 0.608394 \quad (1pt)\end{aligned}$$

- b. Find the probability that the battery will work more than 400 hours given that it has worked more than 360 hours.

$$\begin{aligned}P(x > 400 | x > 360) &= \frac{P(x > 400 \cap x > 360)}{P(x > 360)} \quad (1pt) \\&= \frac{1 - (1 - e^{-\lambda 400})}{1 - (1 - e^{-\lambda 360})} \\&= \frac{e^{-400/320}}{e^{-360/320}} \quad (1pt) \\&= \frac{0.286505}{0.324652} \\&= 0.882497 \quad (1pt)\end{aligned}$$

- c. Find the median of the life time of the battery.

Exponential is skewed so mean is not median

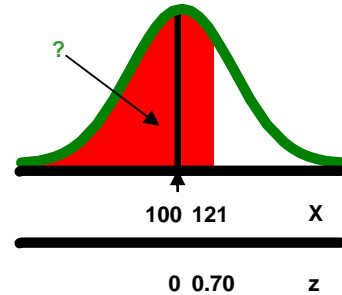
$$\begin{aligned}P(0 \leq x \leq \text{median}) &= 0.50 \quad (1pt) \\1 - e^{-\lambda(\text{median})} &= 0.50 \\1 - e^{-\text{median}/320} &= 0.50 \\e^{-\text{median}/320} &= 0.50 \\-\frac{\text{median}}{320} &= \ln(0.50) \\Median &= -320 \ln(0.50) \quad (1pt) \\&= 221.807 \quad (1pt)\end{aligned}$$

Question .4(3+4+4+4=15-Points)

At KFUPM the distribution of student after-class daily studying time has been known to follow a **normal distribution** with a **mean of 100** minutes and a **standard deviation of 30** minutes.

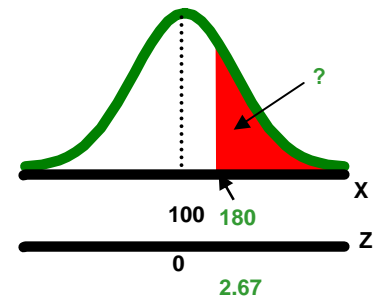
- a. A KFUPM student is randomly selected, what is the **probability** that he studies **less than 121** minutes?

$$\begin{aligned}
 P(x < 121) &= P\left(z < \frac{121-100}{30}\right) \\
 &= P\left(z < \frac{21}{30}\right) \\
 &= P(z < 0.70) \quad (1pt) \\
 &= P(z < 0) + P(0 < z < 0.70) \\
 &= 0.5000 + 0.2580 \quad \text{From the std Normal table (1pt)} \\
 &= 0.7580 \quad (1pt)
 \end{aligned}$$



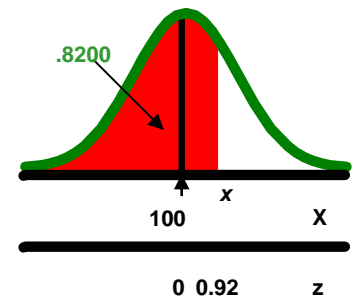
- b. If students who typically obtain A+ grades in their courses study **at least 180** minutes daily, what is the **percentage** of these KFUPM students?

$$\begin{aligned}
 P(x > 180) &= P\left(z > \frac{180-100}{30}\right) \quad (1pt) \\
 &= P(z > 2.66667) = P(z > 2.67) \quad (1pt) \\
 &= 1 - P(z > 2.67) = 1 - [P(z < 0) + P(0 < z < 2.67)] \\
 &= 1 - (0.5000 + 0.4962) \quad \text{From the std Normal table (1pt)} \\
 &= 1 - 0.9962 \\
 &= 0.0038 \quad (1pt) \\
 &= 0.038\% \text{ of KFUPM students}
 \end{aligned}$$



- c. Find x where **82%** of the students study **less than x** minutes.

$$\begin{aligned}
 P(X < x) &= 0.8200 \quad (1pt) \\
 P(z < z_0) &= 0.8200 \\
 P(0 < z < z_0) &= 0.8200 - 0.5 = 0.3200 \\
 \text{BUT } z_0 &= 0.92 \quad \text{from std normal table} \\
 z_0 &= \frac{x-\mu}{\sigma} = 0.92 \quad (1pt) \\
 x &= 0.92(30) + 100 \quad (1pt) \\
 &= 27.6 + 100 = 127.6 \quad (1pt)
 \end{aligned}$$



- d. If **8** KFUPM students are selected at random, then find the **probability** that **at most one** of them will study **less than 121** minutes. From part a $p = 0.7580$

Binomial distribution with $n = 8$ $p = 0.7580$ $q = 1 - p = 1 - 0.7580 = 0.2420$ (1pt)

$$\begin{aligned}
 P(x \leq 1) &= P(x = 0) + P(x = 1) \quad (1pt) \\
 &= C_0^8 p^0 q^8 + C_1^8 p^1 q^7 \\
 &= (1)(1)(0.2420)^8 + \frac{8!}{1!7!} (0.7580)(0.2420)^7 \quad (1pt) \\
 &= 0.000012 + 8(0.7580)(0.000049) \\
 &= 0.00012 + 0.000295 \\
 &= 0.000307 \quad (1pt)
 \end{aligned}$$

Question .5 (3+2=5-Points)

The percentage of students who will be admitted to the university after taking an entrance exam is 62%. A random sample of 9 students from those who took the entrance exam is selected. Then:

- a. Find the probability that 3 from them will be admitted to the university.

binomial $n = 9$ $p = 0.62$ $q = 1 - p = 0.38$ (1pt)

$$\begin{aligned} P(x = 3) &= C_3^9 p^3 q^6 \\ &= \frac{9!}{3!6!} (0.62)^3 (0.38)^6 \quad (1pt) \\ &= \frac{9 \times 8 \times 7}{3 \times 2} (0.62)^3 (0.38)^6 \\ &= 0.060278 \quad (1pt) \end{aligned}$$

- b. Find the expected number of students in the sample who will be admitted to the university.

$$\begin{aligned} E[x] &= np = 9(0.62) \quad (1pt) \\ &= 5.58 \quad (1pt) \end{aligned}$$

Question .6(4+4+4=12-Points)

Suppose that on the average there are 3 car accidents weekly at the 4th street. Then:

- a. Find the probability that there will be at most 2 car accidents at the 4th street next week.

average = 3 cars/weekly = λ and $t = 1$ So, $\lambda t = 3(1) = 3$ (1pt) Poisson

$$P(x \leq 2) = P(x = 0) + P(x = 1) + P(x = 2) \quad (1pt)$$

$$\begin{aligned} &= \frac{(\lambda t)^0 e^{-\lambda t}}{0!} + \frac{(\lambda t)^1 e^{-\lambda t}}{1!} + \frac{(\lambda t)^2 e^{-\lambda t}}{2!} \\ &= e^{-3} + 3e^{-3} + \frac{3^2}{2} e^{-3} \quad (1pt) \\ &= e^{-3} + 3e^{-3} + 4.5e^{-3} = 8.5e^{-3} \\ &= 0.42319 \quad (1pt) \end{aligned}$$

- b. Find the probability that there will be at least 1 car accident at the 4th street in the coming 2 weeks.

Average = 3 cars/weekly = λ and $t = 2$ So, $\lambda t = 3(2) = 6$ (1pt) Poisson

$$P(x \geq 1) = 1 - P(x = 0)$$

$$\begin{aligned} &= 1 - (\lambda t)^0 \frac{e^{-\lambda t}}{0!} \quad (1pt) \\ &= 1 - e^{-6} = 1 - 0.002479 \quad (1pt) \\ &= 0.997521 \quad (1pt) \end{aligned}$$

- c. Find the mean and standard deviation of the number of car accidents in one year.

(Hint: Use one year = 53 weeks) $t = 1 \text{ year} = 53 \text{ weeks}$

$$\begin{aligned} \text{Mean} \quad \mu &= E[x] = \lambda t = 3(53) \quad (1pt) \\ &= 159 \quad (1pt) \end{aligned}$$

$$\begin{aligned} \text{std deviation} \quad \sigma &= \sqrt{\lambda t} \\ &= \sqrt{265} \quad (1pt) \\ &= 12.6095 \quad (1pt) \end{aligned}$$