

Figure 1: Structural interlinking between two control loops.

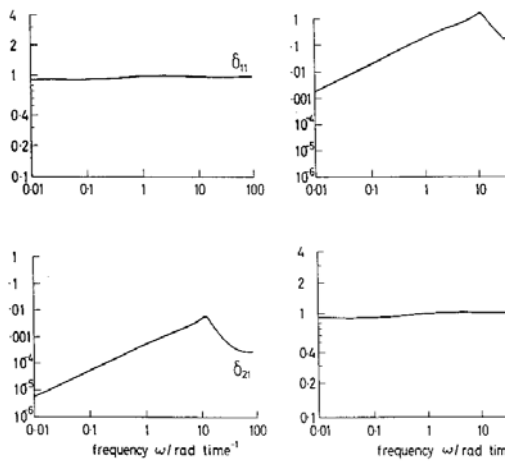


Figure 2: Plots of the DRMA elements for Example 1.

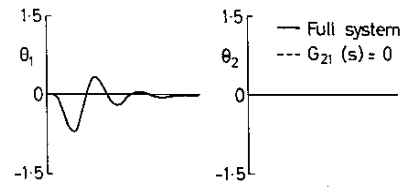


Figure 3: Unit step responses to opposite loop set point changes in Example 1.

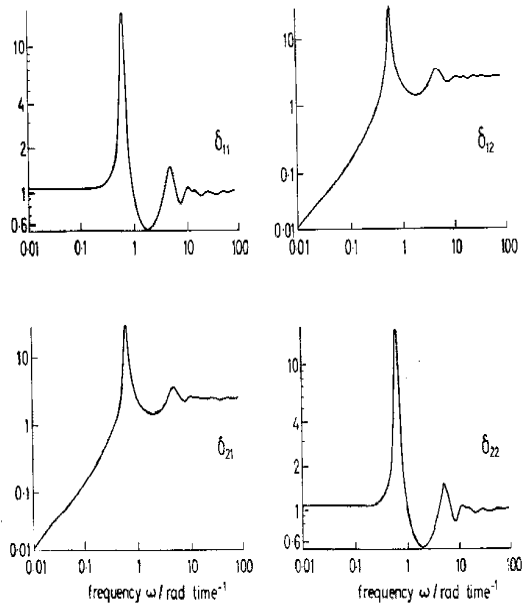


Figure 4: Plots of the DRMA elements for Example 2.

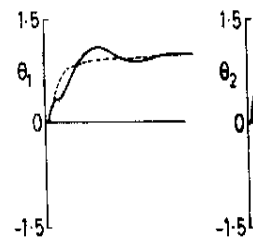


Figure 5: Unit step responses to a change in loop one set point $\theta_{1,sp}(t)$ for Example 2.