

Indefinite Hermitian Quadratic Forms in Gaussian Random Variables: Distribution, Scaling, and Some Applications

Tareq Y. Al-Naffouri

Electrical Engineering Department
King Fahd University of Petroleum and Minerals
www.kfupm.edu.sa/faculty/ee/naffouri

Director
Office of Cooperation with KAUST

Part of this work was done jointly with Masoud Sharif and Babak Hassibi

A Brief about KFUPM

- Established in 1963
- Located in Dhahran, in the heart of oil fields and industrial cities
- Has a large world class campus but small enough to build close relationships
- Disciplines: Engineering, Sciences, Environmental Design, & Industrial Management
- Around 450 faculty members and 8,000 Students (10% Graduate students)
- The QS Times Ranking (2008): 338 out of 500 Top World Universities

Quadratic Forms in Gaussian Variables

- Gaussian variables play a very important role in statistics, signal processing, and communications
- Quadratic forms in Gaussian random variables are of particular importance
- We will characterize the distribution of quadratic forms and apply our findings to
 - Multiuser information theory
 - Mean-square analysis of the normalized LMS adaptive filter

Simplest Case of Quadratic Forms

- $Y = \sum_{i=1}^M |H(i)|^2$ is a sum of iid Gaussian random variables
- Y is Chi-square with M degrees of freedom
- We find the pdf of Y using the characteristic function approach

$$\begin{aligned}f_y(y) &= f_{|H(1)|^2}(y) * f_{|H(2)|^2}(y) * \cdots * f_{|H(M)|^2}(y) \\ \phi_y(w) &= \phi^M(w) \\ &\rightarrow f_Y(y) \rightarrow F_Y(y)\end{aligned}$$

- This gives the pdf of the quadratic form $Y = \|H\|^2$

More Complicated Forms

- Follow same approach to find pdf of a weighted sum

$$Y = \sum_{i=1}^M \lambda_i |H(i)|^2 \quad \lambda_i \geq 0$$

- This corresponds to the weighted Euclidean norm

$$\|H\|_{\Lambda}^2 \triangleq H^* \Lambda H$$

- This is equivalent to finding the CDF of

$$\|H\|_A^2 \triangleq H^* A H$$

where A is positive semi-definite.

- Approach fails when the sum is mixed (not all λ_i 's are positive)

What about Indefinite Quadratic Forms

- We tackle the most general problem

$$Y = \|H\|_A^2 \triangleq H^* A H \quad (1)$$

- A is a general Hermitian matrix
- H is circularly symmetric Gaussian random variable, i.e. $H \sim \mathcal{CN}(0, \mathbf{R})$.

- We abandon the conventional approach of

Charcateristic function \rightarrow pdf \rightarrow CDF

CDF is a more Convenient Tool than the pdf

- The CDF is a direct expression of probability
- The pdf can be obtained from the CDF by differentiation
- Moments can be obtained from the CDF using integration by parts
- The CDF expression can be obtained directly without going through the characteristic function.
- The approach is unified: it applies to real/complex, white/correlated, central/non-central Gaussian r. v.'s
- Can even be extended to non-Gaussian r. v.'s

Evaluating the CDF the Usual Way is Difficult

- Consider the random Hermitian quadratic form

$$Y = \|H\|_A^2 \triangleq H^* A H$$

- H has the pdf $p(H) = \frac{1}{(2\pi)^N} e^{-\|H\|^2}$
- The CDF of Y is defined by

$$\begin{aligned} F_Y(y) &= P\{Y \leq y\} \\ &= \int \cdots \int_{\mathcal{A}} p(H) dH \end{aligned}$$

\mathcal{A} is an area in M multidimensional plane defined by $\|H\|_A^2 \leq y$

- Integral very difficult to evaluate/manipulate

An Alternative Way...

- Express inequality that defines \mathcal{A} in terms of unit step function
- CDF takes the form

$$\begin{aligned} F_Y(y) &= \int \cdots \int_{\mathcal{A}} p(H) dH \\ &= \int_{-\infty}^{\infty} \cdots \int_{-\infty}^{\infty} p(H) u(y - \|H\|_A^2) dH \\ &= \frac{1}{2\pi^M} \int_{-\infty}^{\infty} \cdots \int_{-\infty}^{\infty} e^{-H^* H} u(y - \|H\|_A^2) dH \end{aligned}$$

The constraint appears in the integrand and not in the integration limits

- Difficult to deal with the unit step as is
- Replace unit step with its Fourier transform

$$u(x) = \frac{1}{2\pi} \int_{-\infty}^{\infty} \frac{e^{x(j\omega+\beta)}}{j\omega + \beta} d\omega$$

which is valid for any $\beta > 0$

- So

$$u(y - \|H\|_A^2) = \frac{1}{2\pi} \int_{-\infty}^{\infty} \frac{e^{(y - \|H\|_A^2)(j\omega+\beta)}}{j\omega + \beta} d\omega$$

The CDF as a 1-D Integral

- CDF can be written as $M + 1$ integral

$$F_Y(y) = \frac{1}{2\pi^{M+1}} \int_{-\infty}^{\infty} d\omega \frac{e^{y(j\omega+\beta)}}{j\omega + \beta} \int \cdots \int dH e^{-H^*(I+A(j\omega+\beta))H} dH$$

- Inner integral looks like integral of a Gaussian pdf

$$\frac{1}{\pi^M} \int \cdots \int e^{-H^*(I+A(j\omega+\beta))H} dH = \frac{1}{\det(I + A(j\omega + \beta))}$$

- We are left with

$$F_Y(y) = \frac{1}{2\pi} \int_{-\infty}^{\infty} \frac{e^{y(j\omega+\beta)}}{j\omega + \beta} \prod_{i=1}^M \frac{1}{1 + \lambda_i(j\omega + \beta)} d\omega$$

The CDF in Closed Form

- Use partial fraction expansion and contour integration to write CDF in closed form

$$F_Y(y) = u(y) + \sum_{l=1}^M \frac{\lambda_i^{M+1}}{\prod_{l \neq i} (\lambda_i - \lambda_l)} \frac{1}{|\lambda_i|} e^{-\frac{y}{\lambda_i}} u\left(\frac{y}{\lambda_i}\right)$$

- Note that this result applies irrespective of the correlation of H and irrespective of the weight matrix A

λ_i 's are the eigenvalues of A

The Nonzero Mean Problem

- In the nonzero mean problem, we have the quadratic form

$$Y = \|H - a\|_A^2$$

- We can evaluate the CDF up to a 1-D integral

$$Pr \{Y \leq y\} = \frac{1}{2\pi} \int_{-\infty}^{\infty} \frac{e^{y(j\omega + \beta)}}{j\omega + \beta} e^{-c} \frac{1}{\det(I + (j\omega + \beta)\Lambda)} d\omega \quad (2)$$

where

$$c = a^* \left(I + \frac{1}{j\omega + \beta} \Lambda^{-1} \right)^{-1} a$$

- We could not find the distribution in closed form

Distribution of a Ratio of Weighted Norms

- We can use this approach to find the distribution of a ratio of Gaussian norms

$$\Pr \left\{ \frac{\epsilon_1 + \|H\|_{B_1}^2}{\epsilon_2 + \|H\|_{B_2}^2} \leq x \right\} = \Pr \{ \|H\|_{B_1 - xB_2} \leq \epsilon_2 x - \epsilon_1 \}$$

- Recall the CDF $F_Y(y) = \Pr\{\|H\|_A^2 \leq y\}$

$$F_Y(y) = u(y) + \sum_{l=1}^M \frac{\lambda_i^{M+1}}{\prod_{l \neq i} (\lambda_i - \lambda_l)} \frac{1}{|\lambda_i|} e^{-\frac{y}{\lambda_i}} u\left(\frac{y}{\lambda_i}\right)$$

- To get the CDF of the ratio, perform the substitution

$$A \rightarrow B_1 - xB_2$$

$$y \rightarrow \epsilon_2 x - \epsilon_1$$

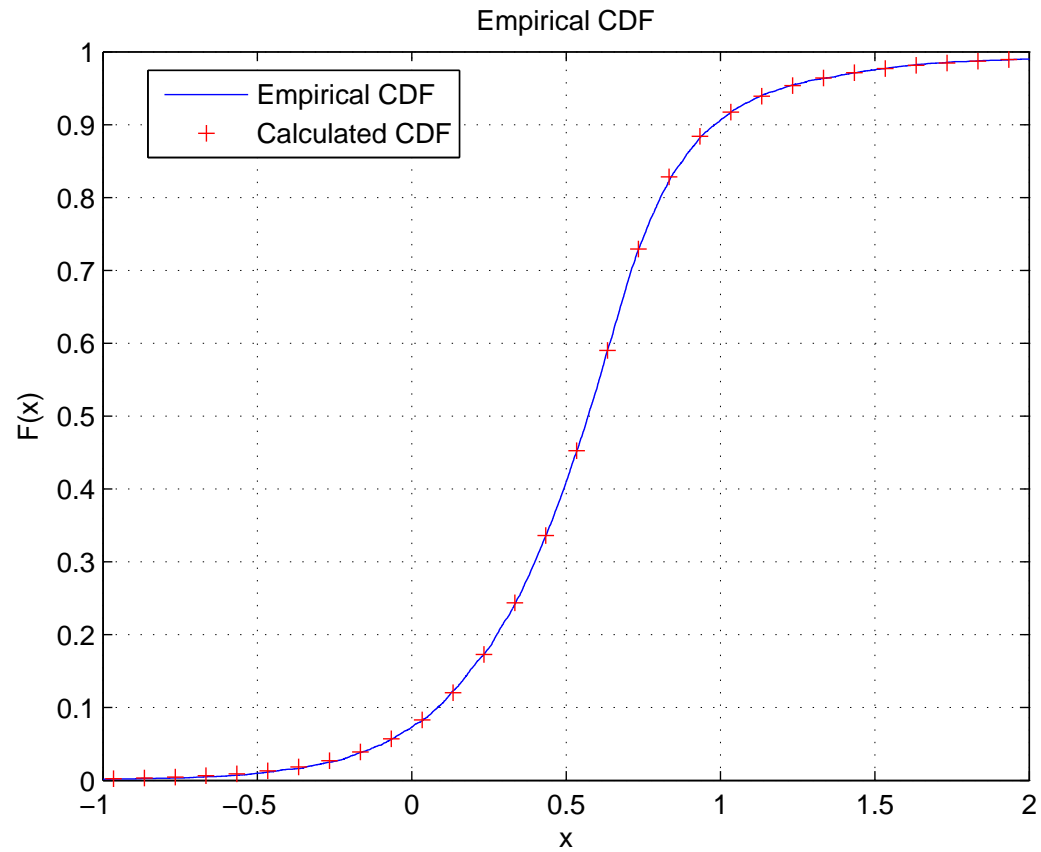


Figure 1: Empirical and calculated CDF's of a ratio of norms

Further Results

- Can use this approach to find the distribution of an indefinite quadratic form in real-Gaussian random vector
- We can use this approach to find the joint distribution of two or more weighted norms

$$F_{X_a, X_b}(x_a, x_b) = \Pr \{ \|H\|_A^2 \leq x_a, \|H\|_B^2 \leq x_b \}$$

- Results can be extended to non-Gaussian r. v.'s (e.g. quadratic forms in isotropic random variables).

For more details ...

1. T. Y. Al-Naffouri and B. Hassibi, “On the distribution of indefinite Hermitian quadratic forms in Gaussian random variables,” *Submitted to International Symposium on Information Theory (ISIT)*
2. T. Y. Al-Naffouri and B. Hassibi, “On the distribution of indefinite Hermitian quadratic forms in Gaussian random variables,” *under preparation for submission to IEEE Transactions on Information Theory*

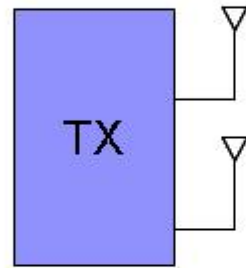
Application I:

Effect of Correlation on the Sum-Rate of Broadcast
Channels

An Application to Broadcast Channels

- Multiple antennas add tremendous value to point to point systems
- Research shifted recently to the role of multiple antennas in multiuser systems
 - (Uplink) Multiple Access (MAC)
 - (Downlink) Broadcast (BC)
- Broadcast scenarios (point to multi-point) are especially important because downlink scheduling is the major bottleneck for broadband wireless networks

Access point
 M antennas



■ RX

■ RX

■ RX

■ RX

n users

Three Main Questions in a Broadcast Scenario (1)

Q1) Quantify the maximum sum rate possible to all users

A1) Sum-rate is achieved using dirty paper coding (DPC) (Caire and

Shamai '02, Viswanath and Tse '02, Vishwanath et al. '02, Yu and Cioffi '02)

(-) DPC is computationally complex at both Tx and Rx

(-) Requires a great deal of Feedback (CSI for all users at Tx)

Three Main Questions in a Broadcast Scenario (2)

The second question is motivated by the drawbacks of DPC

Q2) Devise computationally efficient algorithms for capturing capacity

A2) Utilize multi-user diversity to achieve performance close to capacity

(+) Opportunist multiple random beamforming coincides asymptotically with DPC (Sharif and Hassibi '06)

$$R = M \log \log n + M \log \frac{P}{M}$$

(+) Requires simply SINR feedback to Tx

Three Main Questions in a Broadcast Scenario (3)

Q3) With this promising performance, how does opportunist beam-forming perform under various non-idealities

A3) (i) Time correlation (Kountouris and Gesbert '05)

(ii) Frequency correlation (Fakhereddin, Sharif, and Hassibi'06)

(iii) Channel estimation error (Vikali, Sharif, and Hassibi '06)

(iv) Spatial correlation (D. Park and S Y. Park '05)

Main Problem to be Addressed:

- For a Gaussian broadcast channel, we would like to quantify the hit that transmit correlation causes to scaling laws of the sum-rate capacity. We consider DPC and various beamforming schemes.

System Model

- Base station with M antennas broadcasting to n single-antenna users
- Received signal at each antenna

$$Y_i = \sqrt{P}H_i S + W_i, \quad i = 1, \dots, n$$

with $E[S^* S] = 1$ and Gaussian noise $W_i \sim CN(0, I)$

- Channel H_i of i -th user is $1 \times M$ vector
 - Distributed as $CN(0, \mathbf{R})$; \mathbf{R} is nonsingular with $\text{tr}(\mathbf{R}) = M$
 - Known perfectly at receiver
 - Follows a block fading model (with coherence interval T)
 - H_i is independent from one user to another

Scaling of DPC under Correlation

- Rate for spatially uncorrelated channel

$$R_{DPC} = M \log \log n + M \log \left(\frac{P}{M} \right)$$

- Rate in the presence of correlation

$$R_{DPC} = M \log \log n + M \log \left(\frac{P}{M} \right) + M \log \sqrt[M]{\det \mathbf{R}}$$

- Since $\text{tr}(R) = M$, the geometric mean satisfies

$$\sqrt[M]{\det(R)} \leq \frac{\text{tr}(R)}{M} \leq 1$$

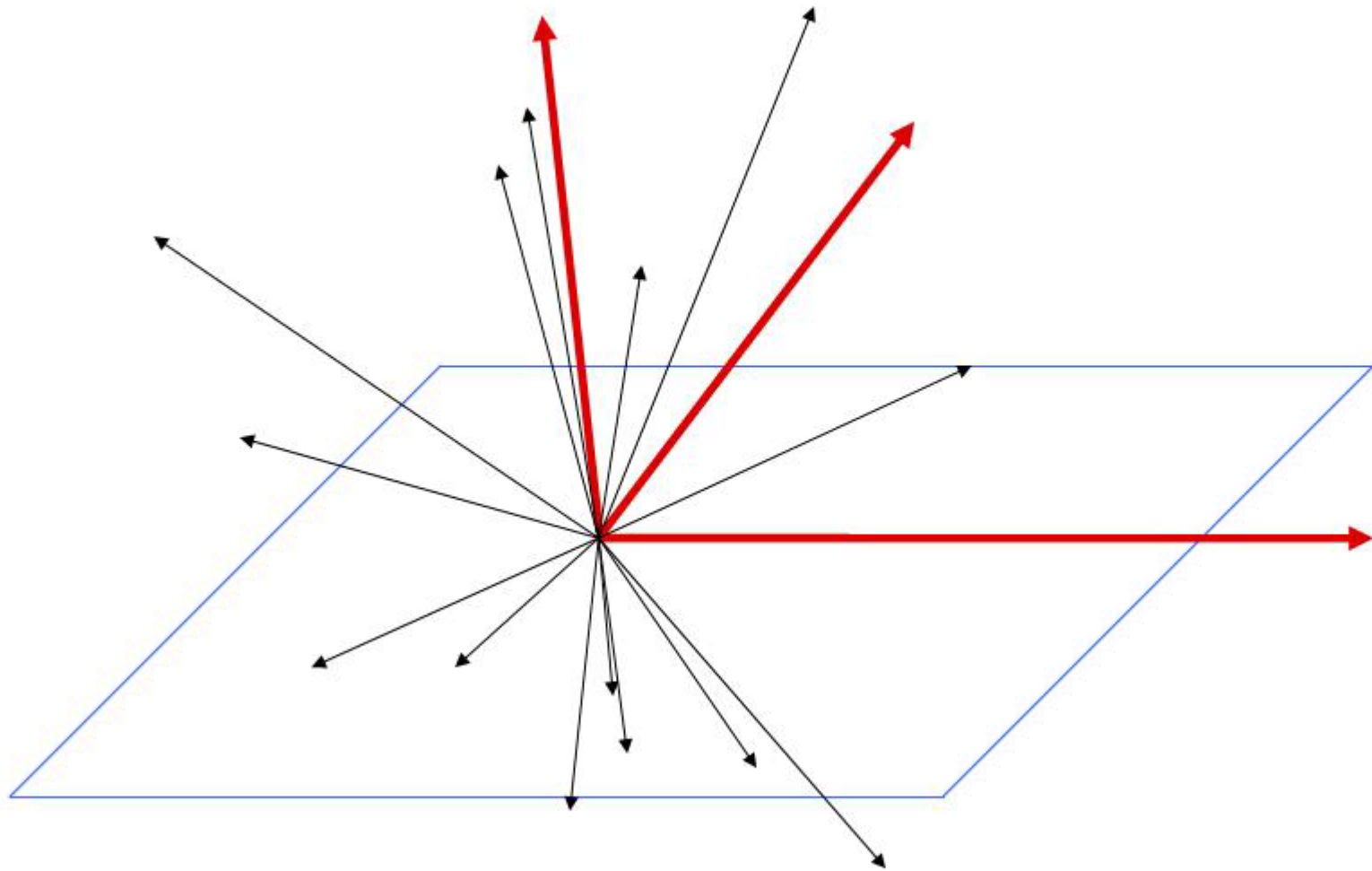
What is Random Beam Forming?

- Choose M random orthonormal vectors ϕ_m , $m = 1, \dots, M$ (according to an isotropic distribution)
- Construct the signal

$$S(t) = \sum_{m=1}^M \phi_m s_m, \quad t = 1, \dots, T$$

where T is less than the coherence interval of the channel.

- After T channel uses we independently choose another isotropic set of orthonormal vectors $\{\phi_m\}$, and so on. So we are transmitting M random beams.



Exploit Multi-User Diversity

- Signal received by the i th user

$$Y_i = \sqrt{P}H_i\phi_1s_1 + \sqrt{P}H_i\phi_2s_2 + \cdots + \sqrt{P}H_i\phi_Ms_M + W_i$$

- Each receiver $i = 1, \dots, n$ computes the following M SINRs

$$\text{SINR}_{i,m} = \frac{|H_i\phi_m|^2}{1/\rho + \sum_{k \neq m} |H_i\phi_k|^2}, \quad m = 1, \dots, M$$

and feeds back the best SINR

- Transmitter assigns signal s_m to the user with the best SINR

$$\begin{aligned} C &= E \sum_{m=1}^M \log \left(1 + \max_{i=1, \dots, n} \text{SINR}_{i,m} \right) \\ &= ME \log \left(1 + \max_{i=1, \dots, n} \text{SINR}_{i,1} \right) \end{aligned}$$

How to Characterize the Scaling

- Need to find the scaling of $\max_{i=1,\dots,n} \text{SINR}_{i,1}$ for large n
- An order statistics problem; need to find pdf and CDF of SINR
- SINR is a ratio of two weighted norms

$$\text{SINR}_{i,1} = \frac{\|H_i\|_{\phi_1 \phi_1^*}^2}{\frac{1}{\rho} + \|H_i\|_{I - \phi_1 \phi_1^*}^2}$$

Statistics of $\text{SINR}_{i,m}$ (White Channel)

- Easy to find distribution of $\text{SINR}_{i,m}|\Phi$ when H_i is white

$$f(x) = \frac{e^{-\frac{x}{\rho}}}{(1+x)^M} \left(\frac{1}{\rho}(1+x) + M - 1 \right)$$

$$F(x) = 1 - \frac{e^{-\frac{x}{\rho}}}{(1+x)^M}$$

- Finding these statistics in the correlated case is challenging

Statistics of $\text{SINR}_{i,m}$ Given Φ (Correlated Case)

- We can show that the CDF of SINR in the correlated case

$$F(x) = 1 - \frac{1}{2\pi^M \det(R)} \lambda_M \prod_{i=1}^{M-1} \frac{\lambda_i \lambda_M}{x(\lambda_i - \lambda_M)} e^{-\frac{1}{\rho} \frac{x}{\lambda_M}}$$

where $\lambda_1 \leq \lambda_2 \leq \dots \leq \lambda_M$ are the eigenvalues of the matrix

$$A = (1 + x)\Lambda^{1/2} \phi_m \phi_m^* \Lambda^{1/2} - x\Lambda \quad \rho = \frac{P}{M}$$

Note that eigenvalues are a function of x .

- pdf is given by

$$f(x) = \frac{1}{2\pi^M \det(R)} e^{-\frac{1}{\rho} \frac{x}{\lambda_M}} \prod_{i=1}^{M-1} \frac{\lambda_i \lambda_M}{x(\lambda_i - \lambda_M)} \times \left\{ \frac{1}{\rho} \frac{\|q_M\|_C^2}{\lambda_M} - \|q_M\|_B^2 - \sum_{i=1}^M \frac{1}{\lambda_i} \frac{\lambda_M^2 \|q_i\|_C^2 - \lambda_i^2 \|q_M\|_C^2}{x(\lambda_i - \lambda_M)} \right\}$$

$$\text{where } B = \Lambda^{1/2}(\phi_m \phi_m^* - I)\Lambda^{1/2} \quad C = \Lambda^{1/2} \phi_m \phi_m^* \Lambda^{1/2}$$

Scaling of Maximum SINR

- Can now show

$$\lim_{x \rightarrow \infty} \frac{1 - F(x)}{f(x)} = \frac{P}{M} \frac{1}{\|\phi_m\|_{\Lambda^{-1}}^2}$$

- Using extreme value theory, we can show that for large n

$$\max_{i=1, \dots, n} \text{SINR}_{i,m} = \frac{P}{M} \frac{1}{\|\phi_m\|_{\Lambda^{-1}}^2} \log n$$

- Conditional sum-rate capacity scales as

$$R_{\text{BF}|\Phi} = M \log \log n + M \log \frac{P}{M} + M \log \left(\frac{1}{\|\phi_m\|_{\Lambda^{-1}}^2} \right)$$

- Sum-rate capacity of random beam-forming

$$R_{\text{RBF}} = M \log \log n + M \log \frac{P}{M} + M E_{\Phi} \log \left(\frac{1}{\|\phi_m\|_{\Lambda^{-1}}^2} \right)$$

Sum rate of RBF with Channel Whitening

- For random beam forming with channel whitening,

$$S(t) = \sum_{m=1}^M \sqrt{\alpha} \mathbf{R}^{-1/2} \phi_m s_m(t)$$

- Set $\alpha = \frac{\text{tr}(\mathbf{R}^{-1})}{M}$ to guarantee $E[S^* S] \leq 1$
- Scaling becomes the same as for white channel case with reduced signal power

$$R_{BF-W} = M \log \log n + M \log \frac{P}{M} + M \log \frac{M}{\text{tr}(\mathbf{R}^{-1})}$$

Summary: Scaling of Sum-Rate

- White channel

$$R = M \log \log n + M \log \frac{P}{M}$$

- DPC with correlation

$$R_{DPC} = M \log \log n + M \log \frac{P}{M} + M \log \sqrt[M]{\det \mathbf{R}}$$

- Random Beamforming with correlation

$$R_{RBF} = M \log \log n + M \log \frac{P}{M} + M E_{\Phi} \log \left(\frac{1}{\|\phi_m\|_{\Lambda^{-1}}^2} \right)$$

- Random beamforming with channel whitening

$$R_{BF-W} = M \log \log n + M \log \frac{P}{M} + M \log \frac{M}{\text{tr}(\mathbf{R}^{-1})}$$

Simulations

- Consider a base station with $M = 2$ and $M = 3$ antennas
- The corresponding correlation matrix is

$$\mathbf{R} = \begin{bmatrix} 1 & \alpha \\ \alpha & 1 \end{bmatrix}$$

$$\mathbf{R} = \begin{bmatrix} 1 & \alpha & \alpha^2 \\ \alpha & 1 & \alpha \\ \alpha^2 & \alpha & 1 \end{bmatrix}$$

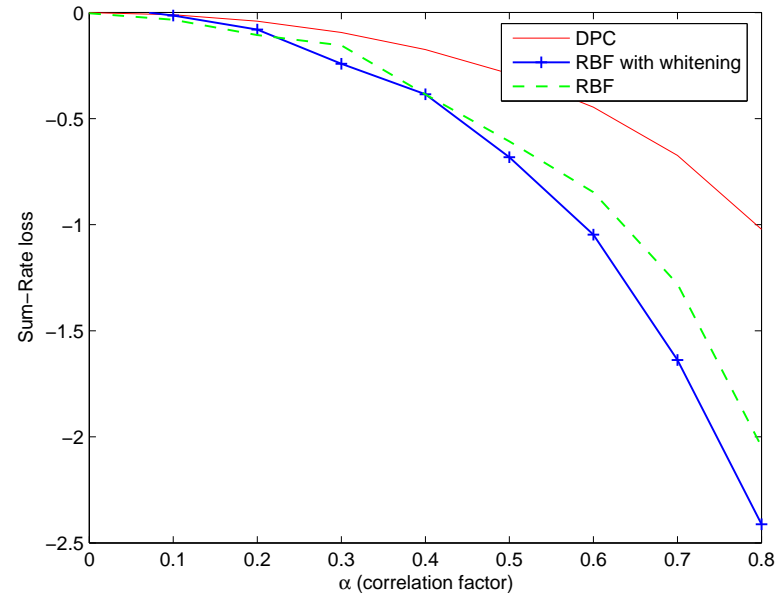


Figure 2: Sum-rate loss versus the correlation factor α for a system with $M = 2$ and $n = 100$.

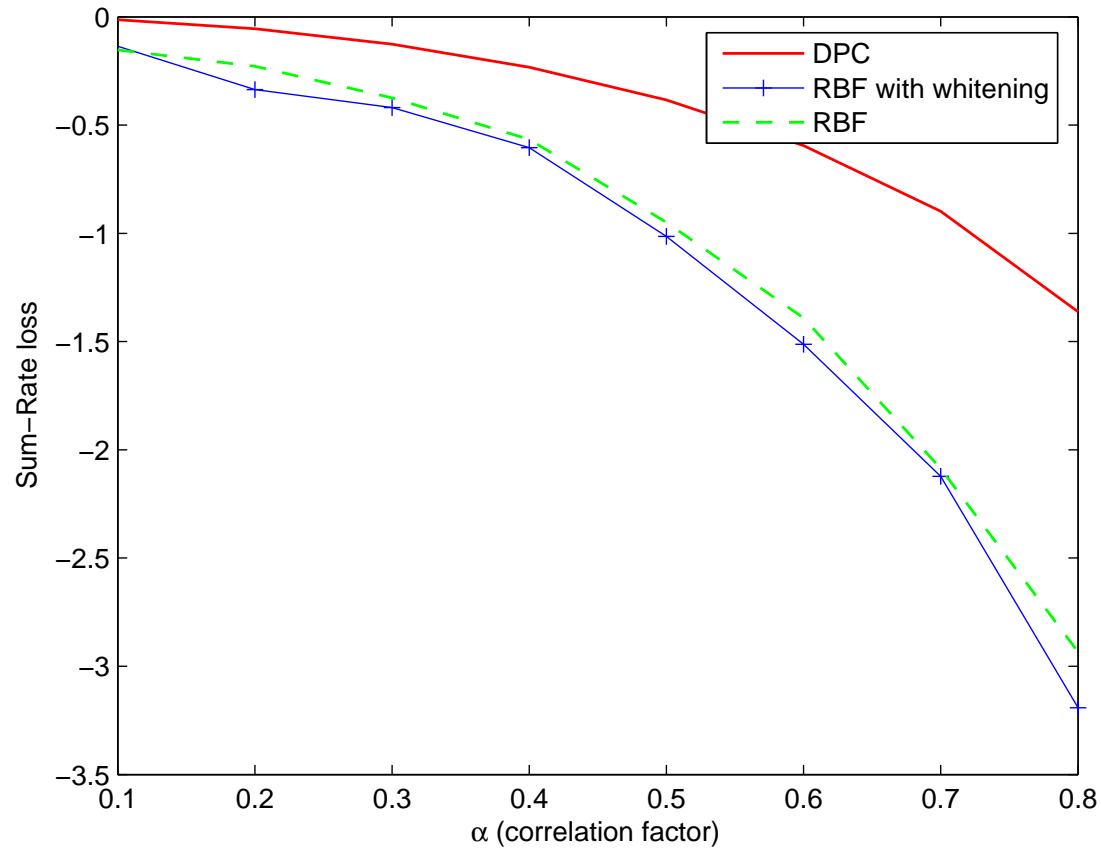


Figure 3: Sum-rate loss versus the correlation factor α for a system with $M = 3$ and $n = 100$.

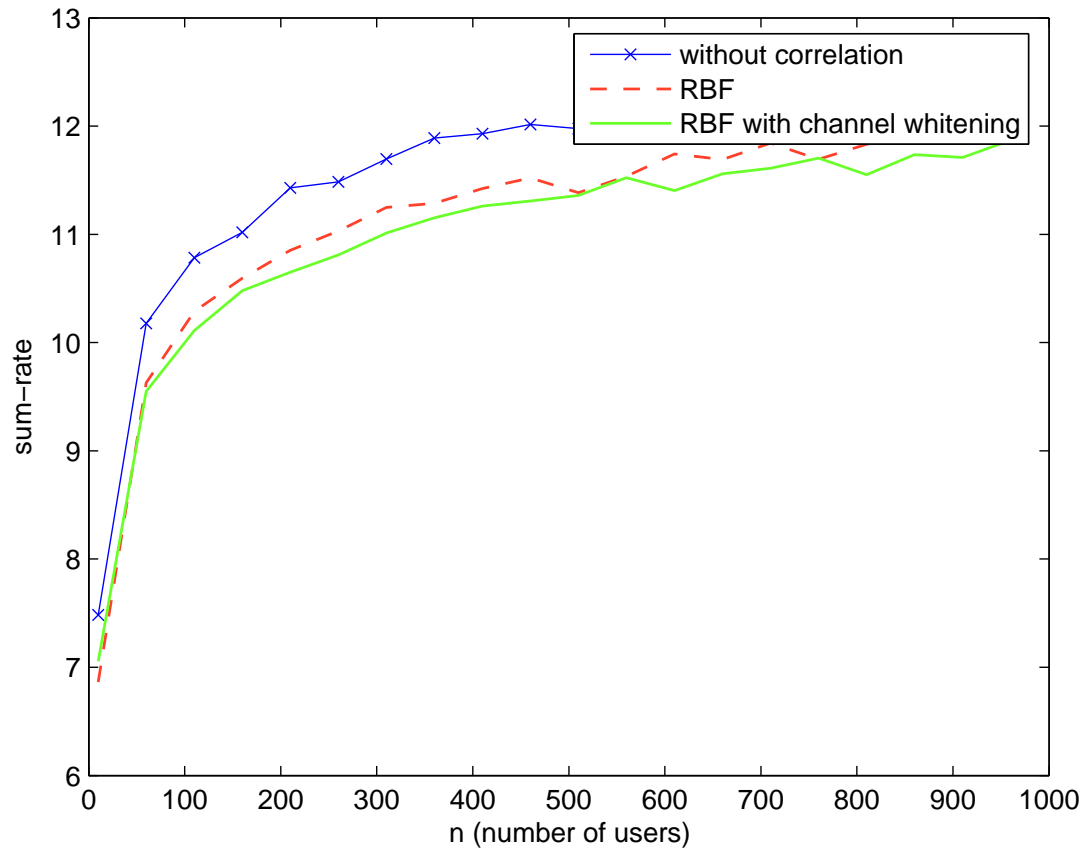


Figure 4: Sum-rate versus the number of users in a system with $M = 2$ and $\alpha = 0.5$

For more Details ...

1. T. Y. Al-Naffouri “Opportunistic beamforming with MMSE precoding for spatially correlated channels,” *Accepted in IEEE Communication Letters*.
2. T. Y. Al-Naffouri, M. Sharif, and B. Hassibi “ How much does transmit correlation affect the sum-rate of MIMO downlink channels?” *IEEE Transactions on Communications*, no. 2, Feb. 2009.

Application II:

Mean-Square Analysis of Normalized LMS

The Normalized LMS Algorithm

- LMS algorithm has found wide-spread application in control, signal processing, and communication
- It suffers from slow convergence in the presence of input correlation
- NLMS reduces the effect of correlation by normalizing the input by its energy

$$\mathbf{w}_i = \mathbf{w}_{i-1} + \mu \frac{\mathbf{u}_i^*}{\epsilon + \|\mathbf{u}_i\|^2} e(i), \quad i \geq 0$$

$$e(i) = d(i) - \mathbf{u}_i \mathbf{w}_{i-1} = \mathbf{u}_i \mathbf{w}^o - \mathbf{u}_i \mathbf{w}_i + v(i)$$

- Performance determined by the behavior of weight error vector

$$\|\tilde{\mathbf{w}}_i\|^2 = \|\mathbf{w}_i - \mathbf{w}_0\|^2$$



Figure 5: Learning curves of the LMS algorithm

The Normalized LMS Algorithm

- Stability and transient and steady-state behavior are completely determined by input moments
- The matrix \mathbf{F} determines the transient and steady-state performance

$$\mathbf{F} = \mathbf{I} - \mu\mathbf{A} + \mu^2\mathbf{B}$$

$$\mathbf{A} \triangleq 2E \left[\frac{\mathbf{u}^* \mathbf{u}}{\epsilon + \|\mathbf{u}\|^2} \right] \quad \mathbf{B} = E \left[\frac{(\mathbf{u} \odot \mathbf{u})^* (\mathbf{u} \odot \mathbf{u})}{(\epsilon + \|\mathbf{u}\|^2)^2} \right]$$

- \mathbf{A} and \mathbf{B} are determined by finding 1st and 2nd moments of the r.v.'s

$$r_k = \frac{|u(k)|^2}{\epsilon + \|\mathbf{u}\|^2} \quad \text{and} \quad s_{kl} = \frac{|u(k)|^2 + |u(l)|^2}{\epsilon + \|\mathbf{u}\|^2}$$

- Moments can found in closed form by finding the CDF of these variables.

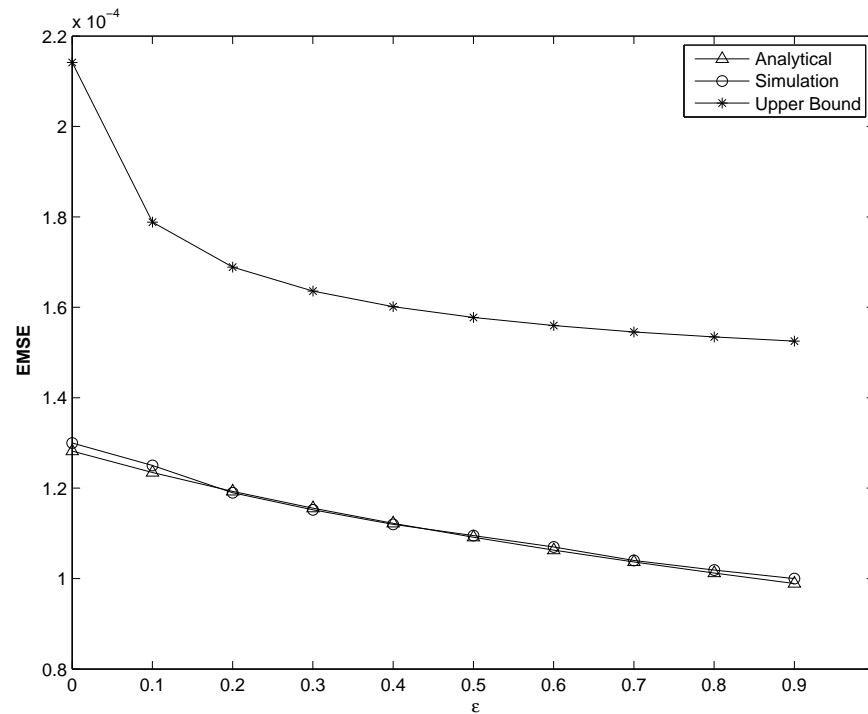


Figure 6: Steady-state EMSE of the ϵ -NLMS w.r.t. ϵ .

For more Details ...

T. Y. Al-Naffouri and M. Moinuddin “Exact mean-square analysis of the (ϵ -) normalized LMS,” *under preparation for submission to IEEE Transactions on Signal Processing.*

Conclusion

- Presented a new approach for calculating the (joint) distribution of indefinite quadratic forms in (Gaussian) random variables.
- Used these results to study the effect of spatial correlation on various multiuser schemes for MIMO broadcast channels.

$$R_{\text{sum-rate}} = M \log \log n + M \log \frac{P}{M} + M \log c$$

- The constant c depends 1) the scheduling technique used and 2) the eigenvalues of the correlation matrix \mathbf{R}
- Used the weighted norms ratio result to evaluate the performance of NLMS in closed form.

Other Research Interests

- Compressive sensing for impulsive noise estimation/cancellation in OFDM (Giuseppe Caire, USC)
- Application of compressive sensing in multiuser information theory (KFUPM students)
- Group Broadcast Channels (Amir Dana and Babak Hassibi, Cal Tech)
- Adaptive filtering analysis and design (Vitor Nascimento; previously with Ali Sayed, UCLA)
- Receiver design for (MIMO) OFDM in (block) time-variant channels (Naofal Al-Dhahir U. T. Dallas) (previously with A. Paulraj, Stanford)
- Blind channel estimation (KFUPM Students)

Can We Do Better?

- Apply a general precoding matrix

$$\alpha AS(t) = \alpha A \sum_{m=1}^M \phi_m(t) s_m(t), \quad t = 1, \dots, T$$

- The factor α ensures that we have a fixed power constraint

$$\alpha \leq \sqrt{\frac{M}{\text{tr}(A^* A)}}$$

- This produces the effective channel

$$\tilde{H}_i = \alpha H_i A$$

with correlation $\alpha^2 \tilde{R} = \alpha^2 A^* R A$.

What is the Sum-Rate with a General Precoding?

- Sum-rate is given by

$$R_{\text{PC}} = M \log \log n + M \log \frac{P}{M} - h_{\text{PC}} \quad (3)$$

where h_{PC} is the hit incurred by using a general precoding matrix A

$$h_{\text{PC}} = M \log \frac{\text{tr}(A^* A)}{M} + ME \log \|\phi_m\|_{\tilde{R}^{-1}}^2 \quad (4)$$

- Finding the optimum A that minimizes hit is difficult. But we can show that optimum precoding matrix A_{opt} can be written as

$$A_{\text{opt}} = Q_{A_{\text{opt}}} D_{A_{\text{opt}}}$$

where $Q_{A_{\text{opt}}}$ is an orthornormal matrix and D_{opt} is diag with positive entries.

Special choices of A

- Difficult to optimize Q_{opt} and D_{opt} jointly.
- Set $Q_{opt} = Q_R$ as this will diagonalize R and optimize over D_{opt} .
- Zero forcing

$$A_{ZF} = Q_R \Lambda_R^{-\frac{1}{2}}$$

and resulting hit

$$h_{ZF} = M \log \frac{\text{tr}(R^{-1})}{M}$$

Special Choices of A

- MMSE precoding

$$A = Q_R(\Lambda + \beta I)^{-\frac{1}{2}}$$

with β obtained as a solution to a fixed-pt problem

$$\frac{\text{Tr}(\Lambda + \beta^* I)^{-2}}{\text{Tr}(\Lambda + \beta^* I)^{-1}} = E \left(\frac{1}{\beta^* + \frac{1}{\|\Phi_m\|_{\Lambda^{-1}}^2}} \right)$$

- More generally, we can set $Q_{opt} = Q_R$ and find the optimum D_{opt} .
Need to solve a set of M implicit equations

$$\frac{1}{d_i} E \left[\frac{\frac{1}{d_i \lambda_i} |\phi(i)|^2}{\|\phi\|_{D^{-1}\Lambda^{-1}}^2} \right] = \frac{1}{\text{tr}(D)}$$

Minimize an Upper Bound Instead

- Difficulty in minimizing h_{PC} due to the ϕ term

$$h_{PC} = M \log \frac{\text{tr}(A^* A)}{M} + ME \log \|\phi_m\|_{\tilde{R}^{-1}}^2$$

- Minimize an upper bound

$$h \leq M \log \text{tr}(A^* A) + M \log \text{tr}((A^* R A)^{-1})$$

- Can show that optimum A in this case is

$$A = Q_R \Lambda_R^{-1/4}$$

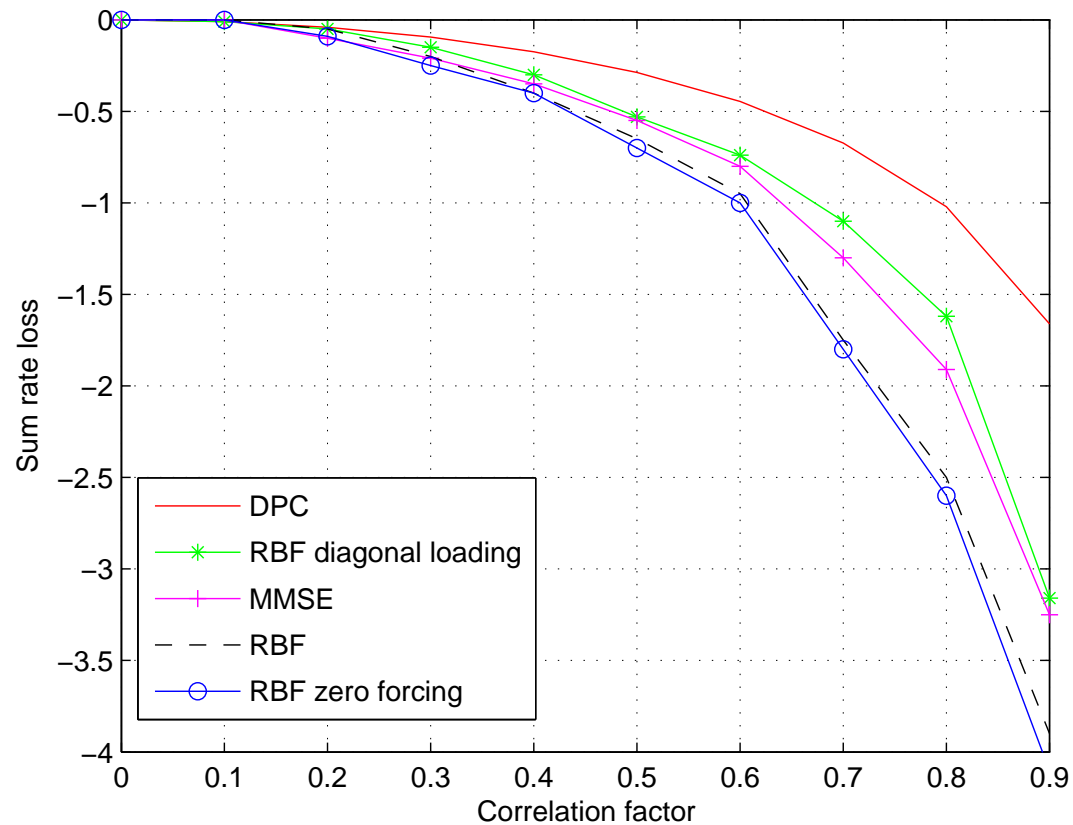


Figure 7: Sum-rate loss versus correlation factor α for a system with $M = 3$, $P=10$ and $n = 200$.