

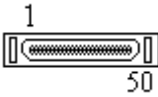
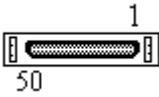
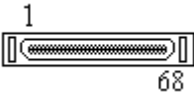
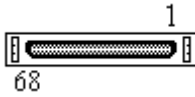


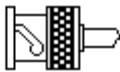
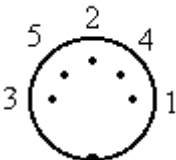
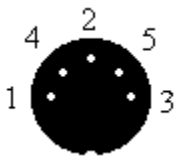







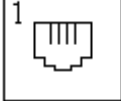

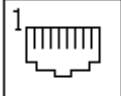






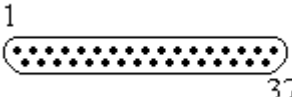



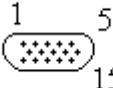

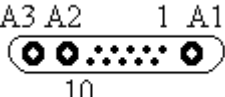
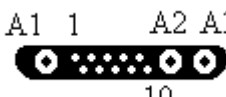


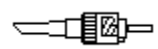


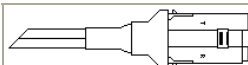


## Appendix B - Connector Reference Chart

Description	Male	Female	Side View	Common Applications
<b>Amphenol 50 Pin</b>				Telco, SCSI
<b>Half Pitch Centronics 50 pin</b>				SCSI
<b>Half Pitch Centronics 68 pin</b>				SCSI
<b>BNC</b>				LAN, Video
<b>DIN 5 Pin</b>				AT Keyboard, Audio, MIDI
<b>Mini-DIN 4 Pin</b>				Apple Destop Bus, SVHS, S-Video
<b>Mini-DIN 6 Pin</b>				PS/2 Keyboard/Mouse
<b>RJ10</b>				Telephone

<b>RJ11</b>				Telephone
<b>RJ45</b>				ISDN, LAN
<b>Sub-D 9 Pin</b>				RS232, RS449, EGA, CGA
<b>Sub-D 15 Pin</b>				X.21, Mac Video
<b>Sub-D 25 Pin</b>				RS232, Centronics
<b>Sub-D 37 Pin</b>				RS449
<b>Sub-D 50 Pin</b>				SCSI
<b>Sub-D 15 Pin High-Density</b>				VGA, SVGA, XGA
<b>13C3</b>				Sun Work Station
<b>ST</b>				FDDI
<b>MIC</b>				FDDI