

Integer Arithmetic

COE 205

Computer Organization and Assembly Language

Computer Engineering Department

King Fahd University of Petroleum and Minerals

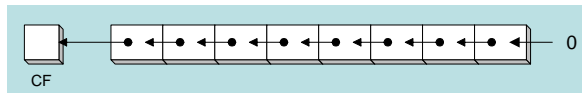
Presentation Outline

- ❖ **Shift and Rotate Instructions**
- ❖ Shift and Rotate Applications
- ❖ Multiplication and Division Instructions
- ❖ Translating Arithmetic Expressions
- ❖ Decimal String to Number Conversions

SHL Instruction

❖ SHL is the **Shift Left** instruction

- ❖ Performs a logical left shift on the destination operand
- ❖ Fills the lowest bit with **zero**
- ❖ The **last bit shifted out from the left** becomes the **Carry Flag**



❖ Operand types for SHL:

```
SHL reg,imm8
SHL mem,imm8
SHL reg,CL
SHL mem,CL
```

The shift **count** is either:
8-bit immediate *imm8*, or
stored in register *CL*

Fast Multiplication

Shifting left 1 bit multiplies a number by 2

```
mov dl,5
shl dl,1
```

Before: 00000101 = 5

After: 00001010 = 10

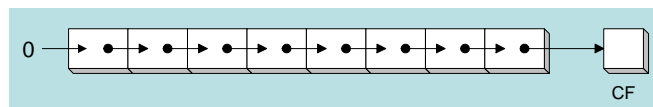
Shifting left n bits multiplies the operand by 2^n

For example, $5 * 2^2 = 20$

```
mov dl,5 ; DL = 00000101b
shl dl,2 ; DL = 00010100b = 20, CF = 0
```

SHR Instruction

- ❖ SHR is the **Shift Right** instruction
 - ❖ Performs a logical right shift on the destination operand
 - ❖ The highest bit position is filled with a **zero**
 - ❖ The **last bit shifted out from the right** becomes the **Carry Flag**
 - ❖ SHR uses the same instruction format as SHL

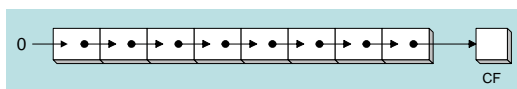


- ❖ **Shifting right n bits divides** the operand by 2^n

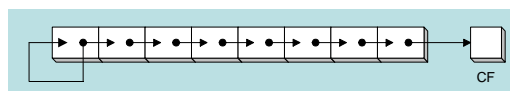
```
mov dl,80 ; DL = 01010000b
shr dl,1  ; DL = 00101000b = 40, CF = 0
shr dl,2  ; DL = 00001010b = 10, CF = 0
```

Logical versus Arithmetic Shifts

- ❖ Logical Shift
 - ❖ Fills the newly created bit position with **zero**

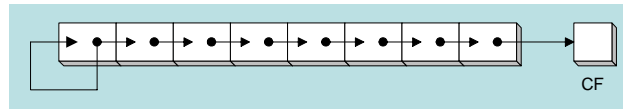


- ❖ Arithmetic Shift
 - ❖ Fills the newly created bit position with a **copy of the sign bit**
 - ❖ Applies only to **Shift Arithmetic Right (SAR)**



SAL and SAR Instructions

- ❖ SAL: **Shift Arithmetic Left** is identical to SHL
- ❖ SAR: **Shift Arithmetic Right**
 - ❖ Performs a right arithmetic shift on the destination operand



- ❖ SAR preserves the number's sign

```
mov dl,-80 ; DL = 10110000b
sar dl,1   ; DL = 11011000b = -40, CF = 0
sar dl,2   ; DL = 11110110b = -10, CF = 0
```

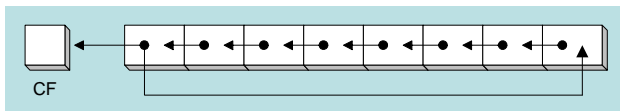
Your Turn ...

Indicate the value of AL and CF after each shift

```
mov al,6Bh ; al = 01101011b
shr al,1   ; al = 00110101b = 35h, CF = 1
shl al,3   ; al = 10101000b = A8h, CF = 1
mov al,8Ch ; al = 10001100b
sar al,1   ; al = 11000110b = C6h, CF = 0
sar al,3   ; al = 11111000b = F8h, CF = 1
```

ROL Instruction

- ❖ ROL is the **Rotate Left** instruction
 - ❖ Rotates each bit to the left, according to the count operand
 - ❖ Highest bit is copied into the Carry Flag and into the Lowest Bit
- ❖ No bits are lost



```
mov al,11110000b
rol al,1          ; AL = 11100001b, CF = 1
mov dl,3Fh       ; DL = 00111111b
rol dl,4         ; DL = 11110011b = F3h, CF = 1
```

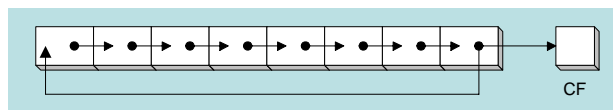
Integer Arithmetic

COE 205 – KFUPM

© Muhamed Mudawar – slide 9

ROR Instruction

- ❖ ROR is the **Rotate Right** instruction
 - ❖ Rotates each bit to the right, according to the count operand
 - ❖ Lowest bit is copied into the Carry flag and into the highest bit
- ❖ No bits are lost



```
mov al,11110000b
ror al,1          ; AL = 01111000b, CF = 0
mov dl,3Fh       ; DL = 00111111b
ror dl,4         ; DL = F3h, CF = 1
```

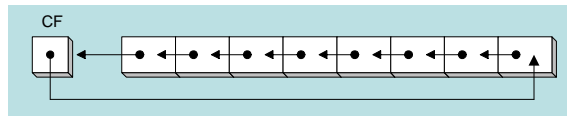
Integer Arithmetic

COE 205 – KFUPM

© Muhamed Mudawar – slide 10

RCL Instruction

- ❖ RCL is the **Rotate Carry Left** instruction
 - ❖ Rotates each bit to the left, according to the count operand
 - ❖ Copies the Carry flag to the least significant bit
 - ❖ Copies the most significant bit to the Carry flag
- ❖ As if the carry flag is part of the destination operand



```

clc           ; clear carry, CF = 0
mov bl,88h   ; BL = 10001000b
rcl bl,1     ; CF = 1, BL = 00010000b
rcl bl,2     ; CF = 0, BL = 01000010b
    
```

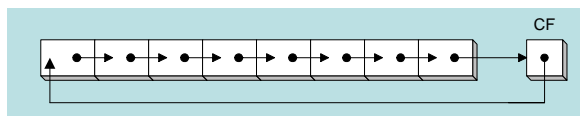
Integer Arithmetic

COE 205 – KFUPM

© Muhamed Mudawar – slide 11

RCR Instruction

- ❖ RCR is the **Rotate Carry Right** instruction
 - ❖ Rotates each bit to the right, according to the count operand
 - ❖ Copies the Carry flag to the most significant bit
 - ❖ Copies the least significant bit to the Carry flag
- ❖ As if the carry flag is part of the destination operand



```

stc           ; set carry, CF = 1
mov ah,11h   ; AH = 00010001b
rcr ah,1     ; CF = 1, AH = 10001000b
rcr ah,3     ; CF = 0, AH = 00110001b
    
```

Integer Arithmetic

COE 205 – KFUPM

© Muhamed Mudawar – slide 12

SHLD Instruction

- ❖ SHLD is the **Shift Left Double** instruction
- ❖ Syntax: **SHLD destination, source, count**
 - ❖ Shifts a *destination* operand a given *count* of bits to the left
- ❖ The rightmost bits of *destination* are filled by the leftmost bits of the *source* operand
- ❖ The *source* operand **is not modified**
- ❖ Operand types:

```
SHLD reg16/32, reg16/32, imm8/CL
SHLD mem16/32, reg16/32, imm8/CL
```

Integer Arithmetic

COE 205 – KFUPM

© Muhamed Mudawar – slide 13

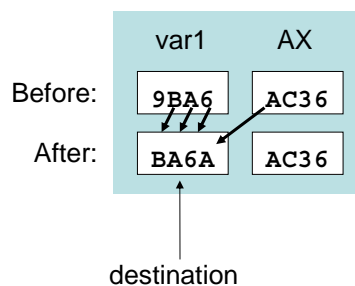
SHLD Example

Shift variable `var1` 4 bits to the left

Replace the lowest 4 bits of `var1` with the high 4 bits of AX

```
.data
var1 WORD 9BA6h
.code
mov ax, 0AC36h
shld var1, ax, 4
```

destination source count



Only the *destination* is modified, not the *source*

Integer Arithmetic

COE 205 – KFUPM

© Muhamed Mudawar – slide 14

SHRD Instruction

- ❖ SHRD is the **Shift Right Double** instruction
- ❖ Syntax: **SHRD destination, source, count**
 - ❖ Shifts a *destination* operand a given *count* of bits to the left
- ❖ The leftmost bits of *destination* are filled by the rightmost bits of the *source* operand
- ❖ The *source* operand **is not modified**
- ❖ Operand types:

```
SHLD reg16/32, reg16/32, imm8/CL
SHLD mem16/32, reg16/32, imm8/CL
```

Integer Arithmetic

COE 205 – KFUPM

© Muhamed Mudawar – slide 15

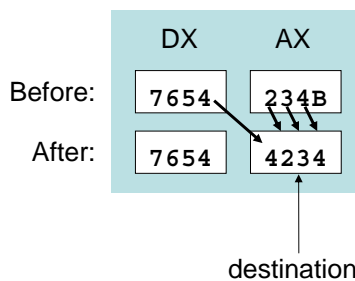
SHRD Example

Shift AX 4 bits to the right

Replace the highest 4 bits of AX with the low 4 bits of DX

```
mov ax, 234Bh
mov dx, 7654h
shrd ax, dx, 4
```

destination source count



Only the *destination* is modified, not the *source*

Integer Arithmetic

COE 205 – KFUPM

© Muhamed Mudawar – slide 16

Your Turn ...

Indicate the values (in hex) of each destination operand

```
mov  ax,7C36h
mov  dx,9FA6h
shld dx,ax,4    ; DX = FA67h
shrd ax,dx,8    ; AX = 677Ch
```

Next ...

- ❖ Shift and Rotate Instructions
- ❖ **Shift and Rotate Applications**
- ❖ Multiplication and Division Instructions
- ❖ Translating Arithmetic Expressions
- ❖ Decimal String to Number Conversions

Shifting Bits within an Array

- ❖ Sometimes, we need to shift all bits within an array
 - ❖ Example: moving a bitmapped image from one screen to another
- ❖ Task: shift an array of bytes 1 bit right, starting a first byte

```

.data
    ArraySize EQU 100
    array BYTE ArraySize DUP(9Bh)
.code
    mov ecx, ArraySize
    mov esi, 0
    clc ; clear carry flag
L1:
    rcr array[esi], 1 ; propagate the carry flag
    inc esi ; does not modify carry
    loop L1 ; does not modify carry
    
```

	[0]	[1]	[2]	...	[99]
array before	9B	9B	9B	...	9B
array after	4D	CD	CD	...	CD

Integer Arithmetic

COE 205 – KFUPM

© Muhamed Mudawar – slide 19

Binary Multiplication

- ❖ You know that SHL performs multiplication efficiently
 - ❖ When the multiplier is a power of 2
- ❖ You can factor any binary number into powers of 2
 - ❖ Example: multiply EAX by 36
 - Factor 36 into (4 + 32) and use distributive property of multiplication
 - ❖ $EAX * 36 = EAX * (4 + 32) = EAX * 4 + EAX * 32$

```

mov ebx, eax ; EBX = number
shl eax, 2 ; EAX = number * 4
shl ebx, 5 ; EBX = number * 32
add eax, ebx ; EAX = number * 36
    
```

Integer Arithmetic

COE 205 – KFUPM

© Muhamed Mudawar – slide 20

Your Turn ...

Multiply EAX by 26, using shifting and addition instructions

Hint: $26 = 2 + 8 + 16$

```
mov  ebx, eax          ; EBX = number
shl  eax, 1            ; EAX = number * 2
shl  ebx, 3            ; EBX = number * 8
add  eax, ebx          ; EAX = number * 10
shl  ebx, 1            ; EBX = number * 16
add  eax, ebx          ; EAX = number * 26
```

Multiply EAX by 31, Hint: $31 = 32 - 1$

```
mov  ebx, eax          ; EBX = number
shl  eax, 5            ; EAX = number * 32
sub  eax, ebx          ; EAX = number * 31
```

Integer Arithmetic

COE 205 - KFUPM

© Muhamed Mudawar - slide 21

Convert Number to Binary String

Task: Convert Number in EAX to an ASCII Binary String

Receives: EAX = Number

ESI = Address of binary string

Returns: String is filled with binary characters '0' and '1'

```
ConvToBinStr PROC USES ecx esi
    mov  ecx, 32
L1:  rol  eax, 1          Rotate left most significant
    mov  BYTE PTR [esi], '0'  bit of EAX into the Carry flag;
    jnc  L2              If CF = 0, append a '0'
    mov  BYTE PTR [esi], '1'  character to a string;
L2:  inc  esi            otherwise, append a '1';
    loop L1              Repeat in a loop 32 times
    mov  BYTE PTR [esi], 0   for all bits of EAX.
    ret
ConvToBinStr ENDP
```

Integer Arithmetic

COE 205 - KFUPM

© Muhamed Mudawar - slide 22

Convert Number to Hex String

Task: Convert EAX to a Hexadecimal String pointed by ESI
Receives: EAX = Number, ESI= Address of hex string
Returns: String pointed by ESI is filled with hex characters '0' to 'F'

```
ConvToHexStr PROC USES ebx ecx esi
    mov ecx, 8                ; 8 iterations, why?
L1:  rol eax, 4                ; rotate upper 4 bits
    mov ebx, eax
    and ebx, 0Fh              ; keep only lower 4 bits
    mov bl, HexChar[ebx]      ; convert to a hex char
    mov [esi], bl             ; store hex char in string
    inc esi
    loop L1                    ; loop 8 times
    mov BYTE PTR [esi], 0     ; append a null byte
    ret
HexChar BYTE "0123456789ABCDEF"
ConvToHexStr ENDP
```

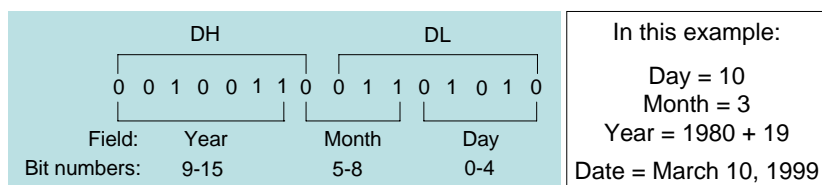
Integer Arithmetic

COE 205 – KFUPM

© Muhamed Mudawar – slide 23

Isolating a Bit String

- ❖ MS-DOS date packs the year, month, & day into 16 bits
 - ✧ Year is relative to 1980



Isolate the Month field:

```
mov ax,dx                ; Assume DX = 16-bit MS-DOS date
shr ax,5                  ; shift right 5 bits
and al,00001111b         ; clear bits 4-7
mov month,al              ; save in month variable
```

Integer Arithmetic

COE 205 – KFUPM

© Muhamed Mudawar – slide 24

Next ...

- ❖ Shift and Rotate Instructions
- ❖ Shift and Rotate Applications
- ❖ **Multiplication and Division Instructions**
- ❖ Translating Arithmetic Expressions
- ❖ Decimal String to Number Conversions

MUL Instruction

- ❖ The MUL instruction is used for **unsigned** multiplication
- ❖ Multiplies 8-, 16-, or 32-bit operand by AL, AX, or EAX
- ❖ The instruction formats are:

MUL r/m8 ; AX = AL * r/m8

MUL r/m16 ; DX:AX = AX * r/m16

MUL r/m32 ; EDX:EAX = EAX * r/m32

Multiplicand	Multiplier	Product
AL	r/m8	AX
AX	r/m16	DX:AX
EAX	r/m32	EDX:EAX

MUL Examples

Example 1: Multiply 16-bit var1 (2000h) * var2 (100h)

```
.data
var1 WORD 2000h
var2 WORD 100h
.code
mov ax,var1
mul var2 ; DX:AX = 00200000h, CF = OF = 1
```

The Carry and Overflow flags are set if upper half of the product is non-zero

Example 2: Multiply EAX (12345h) * EBX (1000h)

```
mov eax,12345h
mov ebx,1000h
mul ebx ; EDX:EAX = 0000000012345000h, CF=OF=0
```

Your Turn ...

What will be the hexadecimal values of DX, AX, and the Carry flag after the following instructions execute?

```
mov ax, 1234h
mov bx, 100h
mul bx
```

Solution

DX = 0012h, AX = 3400h, CF = 1

What will be the hexadecimal values of EDX, EAX, and the Carry flag after the following instructions execute?

```
mov eax,00128765h
mov ecx,10000h
mul ecx
```

Solution

EDX = 00000012h,
EAX = 87650000h, CF = OF = 1

IMUL Instruction

- ❖ The IMUL instruction is used for **signed** multiplication

- ❖ Preserves the sign of the product by sign-extending it

- ❖ One-Operand formats, as in MUL

```
IMUL r/m8      ; AX      = AL * r/m8
IMUL r/m16     ; DX:AX   = AX * r/m16
IMUL r/m32     ; EDX:EAX = EAX * r/m32
```

- ❖ Two-Operand formats:

```
IMUL r16, r16/m16/imm8/imm16
IMUL r32, r32/m32/imm8/imm32
```

The Carry and Overflow flags are set if the upper half of the product is not a sign extension of the lower half

- ❖ Three-Operand formats:

```
IMUL r16, r16/m16, imm8/imm16
IMUL r32, r32/m32, imm8/imm32
```

IMUL Examples

- ❖ Multiply AL = 48 by BL = 4

```
mov  al,48
mov  bl,4
imul bl      ; AX = 00C0h, CF = OF = 1
```

OF = 1 because AH is not a sign extension of AL

- ❖ Your Turn: What will be DX, AX and OF ?

```
mov  ax,8760h
mov  bx,100h
imul bx
```

DX = FF87h, AX = 6000h, OF = CF = 1

Two and Three Operand Formats

```

.data
wval SWORD -4
dval SDWORD 4
.code
mov ax, -16
mov bx, 2
imul bx, ax           ; BX = BX * AX = -32
imul bx, 2            ; BX = BX * 2 = -64
imul bx, wval        ; BX = BX * wval = 256
imul bx, 5000        ; OF = CF = 1
mov edx, -16
imul edx, dval       ; EDX = EDX * dval = -64
imul bx, wval, -16   ; BX = wval * -16 = 64
imul ebx, dval, -16  ; EBX = dval * -16 = -64
imul eax, ebx, 2000000000 ; OF = CF = 1

```

Integer Arithmetic

COE 205 – KFUPM

© Muhamed Mudawar – slide 31

DIV Instruction

- ❖ The DIV instruction is used for **unsigned** division
- ❖ A single operand (divisor) is supplied
 - ✧ Divisor is an 8-bit, 16-bit, or 32-bit register or memory
 - ✧ Dividend is implicit and is either AX, DX:AX, or EDX:EAX
- ❖ The instruction formats are:

DIV r/m8

DIV r/m16

DIV r/m32

Dividend	Divisor	Quotient	Remainder
AX	r/m8	AL	AH
DX:AX	r/m16	AX	DX
EDX:EAX	r/m32	EAX	EDX

Integer Arithmetic

COE 205 – KFUPM

© Muhamed Mudawar – slide 32

DIV Examples

Divide AX = 8003h by CX = 100h

```
mov dx,0           ; clear dividend, high
mov ax,8003h       ; dividend, low
mov cx,100h        ; divisor
div cx             ; AX = 0080h, DX = 3 (Remainder)
```

Your turn: what will be the hexadecimal values of DX and AX after the following instructions execute?

```
mov dx,0087h
mov ax,6023h
mov bx,100h
div bx
```

Solution: DX = 0023h, AX = 8760h

Divide Overflow

- ❖ Divide Overflow occurs when ...
 - ✧ Quotient cannot fit into the destination operand, or when
 - ✧ Dividing by Zero
- ❖ Divide Overflow causes a CPU interrupt
 - ✧ The current program halts and an error dialog box is produced
- ❖ Example of a Divide Overflow

```
mov dx,0087h
mov ax,6002h
mov bx,10h
div bx
```

Divide overflow:
Quotient = 87600h
Cannot fit in AX

Signed Integer Division

- ❖ Signed integers must be sign-extended before division
 - ✧ Fill high byte, word, or double-word with a copy of the sign bit
- ❖ CBW, CWD, and CDQ instructions
 - ✧ Provide important sign-extension operations before division
 - ✧ CBW: Convert Byte to Word, sign-extends AL into AH
 - ✧ CWD: Convert Word to Double, sign-extends AX into DX
 - ✧ CDQ: Convert Double to Quad, sign-extends EAX into EDX
- ❖ Example:

```

mov ax, 0FE9Bh           ; AX = -357
cwd                      ; DX:AX = FFFFFFF9Bh
    
```

IDIV Instruction

- ❖ IDIV performs **signed** integer division
- ❖ Same syntax and operands as DIV instruction

	Dividend	Divisor	Quotient	Remainder
IDIV r/m8	AX	r/m8	AL	AH
IDIV r/m16	DX:AX	r/m16	AX	DX
IDIV r/m32	EDX:EAX	r/m32	EAX	EDX

- ❖ Example: divide eax (-503) by ebx (10)

<pre> mov eax, -503 cdq mov ebx, 10 idiv ebx ; EAX = -50, EDX = -3 </pre>	<p>All status flags are undefined after executing DIV and IDIV</p>
--	--

IDIV Examples

Example: Divide DX:AX (-48) by BX (-5)

```
mov  ax,-48
cwd          ; sign-extend AX into DX
mov  bx,-5
idiv bx     ; AX = 9,  DX = -3
```

Example: Divide EDX:EAX (48) by EBX (-5)

```
mov  eax,48
cdq          ; sign-extend EAX into EDX
mov  ebx,-5
idiv ebx     ; EAX = -9,  EDX = 3
```

Next ...

- ❖ Shift and Rotate Instructions
- ❖ Shift and Rotate Applications
- ❖ Multiplication and Division Instructions
- ❖ **Translating Arithmetic Expressions**
- ❖ Decimal String to Number Conversions

Translating Arithmetic Expressions

- ❖ Some good reasons to translate arithmetic expressions
 - ◇ Learn how compilers do it
 - ◇ Test your understanding of MUL, IMUL, DIV, and IDIV
 - ◇ Check for Carry and Overflow flags
- ❖ Two Types of Arithmetic Expressions
 - ◇ Unsigned arithmetic expressions
 - Unsigned variables and values are used only
 - Use MUL and DIV for unsigned multiplication and division
 - ◇ Signed arithmetic expressions
 - Signed variables and values
 - Use IMUL and IDIV for signed multiplication and division

Integer Arithmetic

COE 205 – KFUPM

© Muhamed Mudawar – slide 39

Unsigned Arithmetic Expressions

- ❖ Example: `var4 = (var1 + var2) * var3`
- ❖ All variables are 32-bit unsigned integers
- ❖ Translation:

```
mov  eax, var1
add  eax, var2      ; EAX = var1 + var2
jc   tooBig        ; check for carry
mul  var3           ; EAX = EAX * var3
jc   tooBig        ; check for carry
mov  var4, eax     ; save result
jmp  next
tooBig:
    . . .          ; display error message
next:
```

Integer Arithmetic

COE 205 – KFUPM

© Muhamed Mudawar – slide 40

Signed Arithmetic Expressions

Example: $\text{var4} = (-\text{var1} * \text{var2}) + \text{var3}$

```
mov  eax, var1
neg  eax
imul var2          ; signed multiplication
jo   tooBig       ; check for overflow
add  eax, var3
jo   tooBig       ; check for overflow
mov  var4, eax    ; save result
```

Example: $\text{var4} = (\text{var1} * 5) / (\text{var2} - 3)$

```
mov  eax, var1
mov  ebx, 5
imul ebx          ; EDX:EAX = product
mov  ebx, var2    ; right side
sub  ebx, 3
idiv ebx         ; EAX = quotient
mov  var4, eax
```

Your Turn ...

Translate: $\text{var5} = (\text{var1} * -\text{var2}) / (\text{var3} - \text{var4})$

Assume signed 32-bit integers

```
mov  eax, var1
mov  edx, var2
neg  edx
imul edx          ; EDX:EAX = product
mov  ecx, var3
sub  ecx, var4
idiv ecx         ; EAX = quotient
mov  var5, eax
```

Next ...

- ❖ Shift and Rotate Instructions
- ❖ Shift and Rotate Applications
- ❖ Multiplication and Division Instructions
- ❖ Translating Arithmetic Expressions
- ❖ **Decimal String to Number Conversions**

Convert Decimal String to Number

Task: Convert decimal string pointed by ESI to a number

Receives: ESI = address of decimal string

Returns: EAX = number in binary format

Algorithm:

Start by initializing EAX to 0

For each decimal character in string (example: "1083")

Move one decimal character of string into EDX

Convert EDX to digit (0 to 9): $EDX = EDX - '0'$

Compute: $EAX = EAX * 10 + EDX$

Repeat until end of string (NULL char)

Convert Decimal String - cont'd

```
; Assumes: String should contain only decimal chars
;          String should not be empty
;          Procedure does not detect invalid input
;          Procedure does not skip leading spaces

ConvDecStr PROC USES edx esi
    mov     eax, 0                ; Initialize EAX
L1: imul   eax, 10                ; EAX = EAX * 10
    movzx  edx, BYTE PTR [esi]   ; EDX = '0' to '9'
    sub    edx, '0'              ; EDX = 0 to 9
    add    eax, edx              ; EAX = EAX*10 + EDX
    inc    esi                   ; point at next char
    cmp    BYTE PTR [esi],0      ; NULL byte?
    jne    L1
    ret                                ; return
ConvDecStr ENDP
```

Integer Arithmetic

COE 205 - KFUPM

© Muhamed Mudawar - slide 45

Convert Number to Decimal String

Task: Convert Number in EAX to a Decimal String

Receives: EAX = Number, ESI = String Address

Returns: String is filled with decimal characters '0' to '9'

Algorithm: Divide EAX by 10 (Example: EAX = 1083)

```
mov EBX, 10 ; divisor = EBX = 10
mov EDX, 0  ; dividend = EDX:EAX
div EBX     ; EDX (rem) = 3, EAX = 108
add dl, '0' ; DL = '3'
```

Repeat division until EAX becomes 0

Remainder chars are computed backwards: '3', '8', '0', '1'

Store characters in reverse order in string pointed by ESI

Integer Arithmetic

COE 205 - KFUPM

© Muhamed Mudawar - slide 46

Convert to Decimal String - cont'd

```
ConvToDecStr PROC
    pushad                ; save all since most are used
    mov ecx, 0           ; Used to count decimal digits
    mov ebx, 10          ; divisor = 10
L1: mov edx, 0           ; dividend = EDX:EAX
    div ebx              ; EDX = remainder = 0 to 9
    add dl, '0'         ; convert DL to '0' to '9'
    push dx             ; save decimal character
    inc ecx             ; and count it
    cmp eax, 0
    jnz L1              ; loop back if EAX != 0
L2: pop dx              ; pop in reverse order
    mov [esi], dl       ; store decimal char in string
    inc esi
    loop L2
    mov BYTE PTR [esi], 0 ; Terminate with a NULL char
    popad              ; restore all registers
    ret                ; return
ConvToDecStr ENDP
```

Integer Arithmetic

COE 205 - KFUPM

© Muhamed Mudawar - slide 47

Summary

❖ Shift and rotate instructions

- ❖ Provide finer control over bits than high-level languages
- ❖ Can shift and rotate more than one bit left or right
- ❖ SHL, SHR, SAR, SHLD, SHRD, ROL, ROR, RCL, RCR
- ❖ Shifting left by n bits is a multiplication by 2^n
- ❖ Shifting right does integer division (use SAR to preserve sign)

❖ MUL, IMUL, DIV, and IDIV instructions

- ❖ Provide signed and unsigned multiplication and division
- ❖ One operand format: one of the operands is always implicit
- ❖ Two and three operand formats for IMUL instruction only
- ❖ CBW, CDQ, CWD: extend AL, AX, and EAX for signed division

Integer Arithmetic

COE 205 - KFUPM

© Muhamed Mudawar - slide 48