

King Fahd University of Petroleum & Minerals Computer Engineering Dept

CSE 642 – Computer Systems
Performance

Term 091

Dr. Ashraf S. Hasan Mahmoud

Rm 22-148-3

Ext. 1724

Email: ashraf@kfupm.edu.sa

11/4/2009

Dr. Ashraf S. Hasan Mahmoud

1

Random/Stochastic Processes

- **Consider a random experiment specified by the outcomes ζ from some sample space S , by the events defined on S , and by the probabilities on these events. Suppose that every outcome $\zeta \in S$, we assign a function of time according to some rule:**

$$X(t, \zeta) \quad t \in I$$

The graph of $X(t, \zeta)$ versus t , for ζ fixed, is called a *REALIZATION* or *sample path* of the random process

A stochastic process is said to be discrete-time if the index set I is a countable set

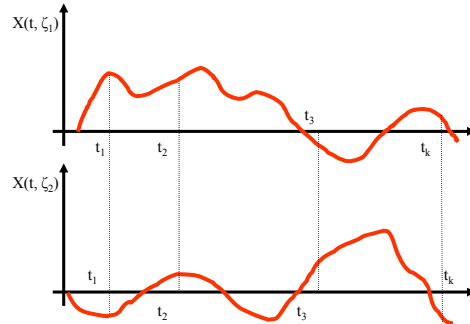
11/4/2009

Dr. Ashraf S. Hasan Mahmoud

2

Random/Stochastic Processes – cont'd

- For each fixed t_k from the index set I , $X(t_k, \zeta)$ is a random variable
- $\{X(t, \zeta), t \in I\}$ forms an indexed family of random variables \rightarrow a *random or stochastic process*
- Figure shows two realizations of a random process



11/4/2009

Dr. Ashraf S. Hasan Mahmoud

3

Random/Stochastic Processes – cont'd

- A stochastic process is said to be **discrete-time** if the index set I is a countable set
- **Continuous-time stochastic process** is one in which I is continuous

11/4/2009

Dr. Ashraf S. Hasan Mahmoud

4

Example 1: Discrete Random Process

- Let ζ be a number selected at random from the interval $S = [0,1]$, and let b_1, b_2, \dots be the binary expansion of ζ :

$$\zeta = \sum_{i=1}^{\infty} b_i 2^{-i}$$

Define the discrete-time random process $X(n, \zeta)$ by

$$X(n, \zeta) = b_n \quad \text{for } n = 1, 2, \dots$$

11/4/2009

Dr. Ashraf S. Hasan Mahmoud

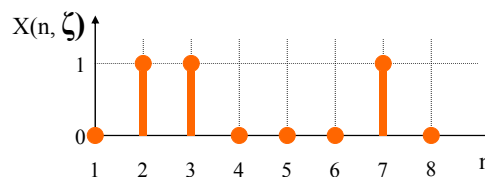
5

Example 1: cont'd

- Realizations of the random process

$$X(n, \zeta) = b_n \quad \text{for } n = 1, 2, \dots$$

For $\zeta = 2^{-2} + 2^{-3} + 2^{-7}$
 $= 0.3828125$



For any ζ , you can produce a realization of $X(n, \zeta)$

11/4/2009

Dr. Ashraf S. Hasan Mahmoud

6

Example 2: Discrete Random Process

- **Problem:** For the random process defined in the previous example, compute $P(X(1, \zeta) = 0)$ and $P(X(1, \zeta) = 0 \text{ and } X(2, \zeta) = 1)$
- **Solution:**
 $P(X(1, \zeta) = 0) = P(0 \leq \zeta \leq 1/2) = 1/2$
 $P(X(1, \zeta) = 0 \text{ AND } X(2, \zeta) = 1) = P(1/4 \leq \zeta \leq 1/2) = 1/4$

11/4/2009

Dr. Ashraf S. Hasan Mahmoud

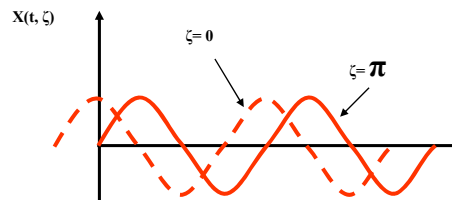
7

Example 3: Continuous Random Process

- Let ζ be a number selected at random from the interval $S = [-\pi, \pi]$. Define the continuous-time random process $X(t, \zeta)$ by

$$X(t, \zeta) = \cos(2\pi t + \zeta) \quad -\infty < t < \infty$$

The realizations of $X(t, \zeta)$ are time-shifted versions of $\cos(2\pi t)$



11/4/2009

Dr. Ashraf S. Hasan Mahmoud

8

Example 4: Continuous Random Process

- **Problem:** find the pdf of $X_0 = X(t_0, \zeta)$ in the previous example.
- **Solution:** For all values of t_0 ,
 $X_0 = \cos(\theta)$
 where θ is a uniform r.v. $\in [-\pi + \pi t_0, \pi + \pi t_0]$

Therefore, using the techniques we learned (functions of random variables), it can be shown that the pdf of X_0 is given

$$f_{X(t_0)}(x) = \frac{1}{\pi \sqrt{1-x^2}} \quad |x| < 1$$

In general $f_{X(t_0)}(x)$ is a function of t_0

Specifying A Random Process – Joint Distribution of Time Samples

- Let X_1, X_2, \dots, X_k be the k random variables obtained by sampling the random process $X(t, \zeta)$ at the times t_1, t_2, \dots, t_k :
 $X_1 = X(t_1, \zeta), X_2 = X(t_2, \zeta), \dots, X_k = X(t_k, \zeta)$
 $\rightarrow (X_1, X_2, \dots, X_k)$ vector of random variables
- A stochastic process is specified by the collection of k^{th} order joint cumulative distribution function:

$$F_{X_1, \dots, X_k}(x_1, x_2, \dots, x_k) = P(X_1 \leq x_1, X_2 \leq x_2, \dots, X_k \leq x_k)$$

for any k and
 any choice of sampling instants t_1, t_2, \dots, t_k .

Specifying A Random Process - Joint Distribution of Time Samples - cont'd

- **If the stochastic process is discrete-valued. The a collection of probability mass functions is used to specify the stochastic process:**

$$p_{X_1, \dots, X_k}(x_1, x_2, \dots, x_k) = P(X_1=x_1, X_2=x_2, \dots, X_k=x_k)$$

Example 5:

- **Let X_n be a sequence of iid Bernoulli random variables with $p = 1/2$. The joint pmf for any k time samples is then**

$$P(X_1=x_1, X_2=x_2, \dots, X_k=x_k) = 2^{-k} \quad x_i \in \{0,1\} \quad \forall i$$

This process is equivalent to that described in Example 1.

Moments of Random Process Time Samples

- **Partially specify the random process**
- **Mean, $m_X(t)$**

$$m_X(t) = E[X(t)] = \int_{-\infty}^{\infty} xf_{X(t)}(x)dx$$

- **Autocorrelation (joint moment of $X(t_1)$ and $X(t_2)$):**

$$R_X(t_1, t_2) = E[X(t_1)X(t_2)] = \int_{-\infty}^{\infty} \int_{-\infty}^{\infty} xyf_{X(t_1)X(t_2)}(x, y)dxdy$$

11/4/2009

Dr. Ashraf S. Hasan Mahmoud

13

Moments of Random Process Time Samples - cont'd

- **Autocovariance of $X(t_1)$ and $X(t_2)$**

$$C_X(t_1, t_2) = E[(X(t_1) - m_X(t_1))(X(t_2) - m_X(t_2))]$$

- **Correlation coefficient of $X(t)$:**

$$\rho_X(t_1, t_2) = \frac{C_X(t_1, t_2)}{\sqrt{C_X(t_1, t_1)}\sqrt{C_X(t_2, t_2)}}$$

it can be shown that:

$$C_X(t_1, t_2) = R_X(t_1, t_2) - m_X(t_1)m_X(t_2)$$

$$\text{Var}[X(t)] = C_X(t, t)$$

11/4/2009

Dr. Ashraf S. Hasan Mahmoud

14

Example 6:

- Let $X(t) = \cos(\omega t + \theta)$ – where θ is uniformly distributed in the interval $(-\pi, \pi)$. Find $m_X(t)$ and $C_X(t_1, t_2)$.

Example 6: cont'd

- **Solution:**
$$m_X(t) = E[\cos(\omega t + \theta)]$$
$$= \frac{1}{2\pi} \int_{-\pi}^{\pi} \cos(\omega t + x) dx$$
$$= 0$$
$$C_X(t_1, t_2) = E[\cos(\omega t_1 + \theta) \cos(\omega t_2 + \theta)]$$
$$= \frac{1}{2\pi} \int_{-\pi}^{\pi} \cos(\omega t_1 + x) \cos(\omega t_2 + x) dx$$
$$= \frac{1}{2\pi} \int_{-\pi}^{\pi} \frac{1}{2} \{ \cos(\omega(t_1 - t_2)) + \cos(\omega(t_1 + t_2) + 2x) \} dx$$
$$= \frac{1}{2} \cos(\omega(t_1 - t_2))$$

note that $C_X(t_1, t_2)$ does NOT depend on t_1 and t_2 but on $|t_1 - t_2|$

Examples of Discrete-Time Random Processes – iid Random Processes

- Let X_n be a discrete-time random process consisting of sequence of iid random variables with common CDF $F_X(x)$, mean m , and variance σ^2 . The joint CDF for any time instants n_1, n_2, \dots, n_k is given by

$$F_{X_1, \dots, X_k}(x_1, x_2, \dots, x_k) = P(X_1 \leq x_1, X_2 \leq x_2, \dots, X_k \leq x_k) \\ = F_X(x_1) F_X(x_2) \dots F_X(x_k)$$

Note we used X_i to denote X_{n_i} for simplicity.

Furthermore,

$$m_X(n) = E[X_n] = m \quad \forall n$$

You can show that

$$C_X(n_1, n_2) = \sigma^2 \delta(n_1 - n_2)$$

where $\delta(v) = 1$ if $v = 0$
 $= 0$ $v \neq 0$

In the same fashion, $R_X(n_1, n_2) = \sigma^2 \delta(n_1 - n_2) + m^2$

11/4/2009

Dr. Ashraf S. Hasan Mahmoud

17

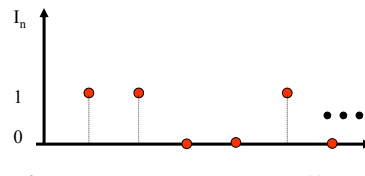
Example 7: Bernoulli Random Process

- Let I_n be sequence of iid Bernoulli random variables. I_n is then an iid random process taking on values from the set $\{0, 1\}$

$$m_I(n) = p, \quad \text{Var}[I_n] = p(1-p)$$

- e.g:

$$P(1001 \text{ sequence}) \\ = P(I_1=1, I_2=0, I_3=0, I_4=1) \\ = P(I_1=1)P(I_2=0)P(I_3=0)P(I_4=1) \\ = p^2(1-p)^2$$



11/4/2009

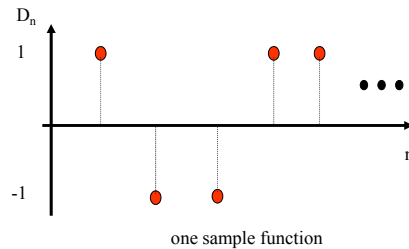
Dr. Ashraf S. Hasan Mahmoud

18

Example 8:

- Let D_n be defined as $2I_n - 1$ where I_n is the Bernoulli random process. Clearly

$$D_n = \begin{cases} 1 & \text{if } I_n = 1 \\ -1 & \text{if } I_n = 0 \end{cases}$$



$$m_D(n) = E[D_n] = E[2I_n - 1] = 2E[I_n] - 1 = 2p - 1$$
$$\text{Var}[D_n] = \text{Var}[2I_n - 1] = 2^2 \text{Var}[I_n] = 4p(1-p)$$

11/4/2009

Dr. Ashraf S. Hasan Mahmoud

19

Sum Processes

- Let $S_n = X_1 + X_2 + \dots + X_n$, $n = 1, 2, \dots$
 $= S_{n-1} + X_n$

where

$$S_0 = 0$$

X_1, X_2, \dots, X_n are iid random variables

- S_n is a sum process
- PDF or pmf for S_n is found using the convolution or characteristic equation methods
- Note: S_n depends in the *past*, S_1, S_2, \dots, S_{n-1} ONLY through S_{n-1} . i.e. S_n is *independent of the past* when S_{n-1} is known!!

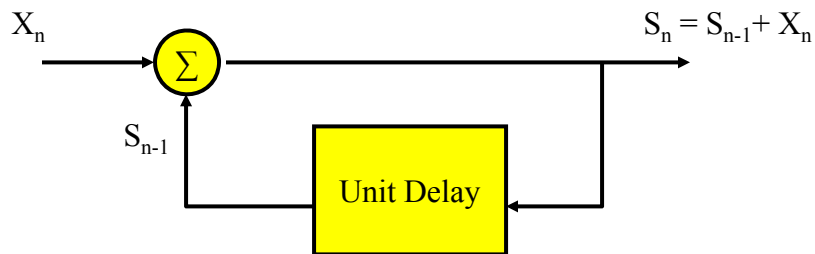
11/4/2009

Dr. Ashraf S. Hasan Mahmoud

20

Sum Processes Generation

- The sum process can be generated as follows:



11/4/2009

Dr. Ashraf S. Hasan Mahmoud

21

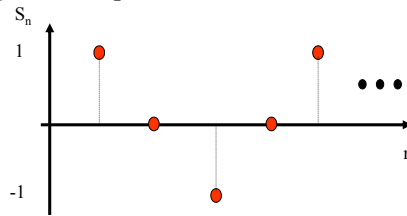
Example 9: One-Dimensional Random Walk

- Let D_n be the iid process of ± 1 random variables defined in previous example. Let S_n be the corresponding sum process

- The pmf of S_n is given by

$$P(S_n = 2k - n) = \binom{n}{k} p^k (1-p)^{n-k}$$

for $k \in \{0, 1, \dots, n\}$



11/4/2009

Dr. Ashraf S. Hasan Mahmoud

22

Characteristics of Sum Processes of iid Random Variables

- **Independent Increments**

$S_{n1} - S_{n2}$ and $S_{n2} - S_{n3}$ are independent random variables

- **Stationary increments**

$$P(S_{n1} - S_{n2} = y) = P(S_{n1-n2} = y)$$

11/4/2009

Dr. Ashraf S. Hasan Mahmoud

23

Examples Of Continuous-Time Random Processes - Poisson Process

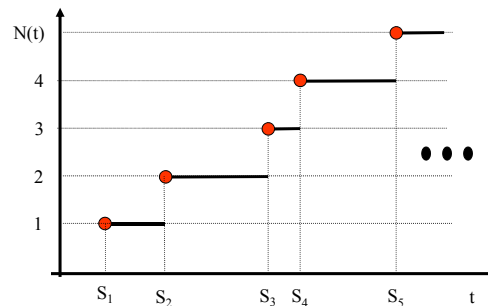
- **Assume events (e.g. arrivals) occur at rate of λ events per second. Let $N(t)$ be the number of occurrences in the interval $[0,t]$**

→ $N(t)$ is non-decreasing integer-valued continuous-time random process

- **pmf for $N(t)$ is given by**

$$P(N(t) = k) = \frac{(\lambda t)^k}{k!} e^{-\lambda t}$$

for $k=0,1, \dots$



11/4/2009

Dr. Ashraf S. Hasan Mahmoud

24

Examples Of Continuous-Time Random Processes – Poisson Process – cont'd

- **Independent increments**
- **Stationary increments – the distribution for the number of event occurrences in *ANY interval of length t* is given by the previous pmf.**

11/4/2009

Dr. Ashraf S. Hasan Mahmoud

25

Example 10: Poisson Process

- **Problem: Find $P(N(t_1)=i, N(t_2)=j)$ where $N(t)$ is a Poisson process.**

- **Solution:**

$$\begin{aligned} P(N(t_1)=i, N(t_2)=j) &= P(N(t_1)=i)P(N(t_2)-N(t_1)=j-i) \\ &= P(N(t_1)=i)P(N(t_2-t_1)=j-i) \end{aligned}$$

$$= \frac{(\lambda t_1)^i e^{-\lambda t_1}}{i!} \frac{(\lambda(t_2-t_1))^{j-i} e^{-\lambda(t_2-t_1)}}{(j-i)!}$$

11/4/2009

Dr. Ashraf S. Hasan Mahmoud

26

Example 11: Poisson Process

- **Problem: $N(t)$ is a Poisson process – Show that T , the time between event occurrences is exponentially distributed**

- **Solution:**
pmf of $N(t)$ is given by

$$P(N(t)=k) = \frac{(\lambda t)^k}{k!} e^{-\lambda t} \quad k = 0, 1, \dots$$

$$\begin{aligned} P(T > t) &= P(\text{no events in } t \text{ seconds}) \\ &= e^{-\lambda t} \end{aligned}$$

Therefore, $P(T \leq t) = F_T(t) = 1 - e^{-\lambda t}$ – i.e. T is exponentially distributed with mean $1/\lambda$

11/4/2009

Dr. Ashraf S. Hasan Mahmoud

27

Stationary Random Processes

- **Nature of randomness observed in the process does not change with time**
- **A discrete-time or continuous-time random process $X(t)$ is stationary if the joint distribution of any set of sample does not depend on the placement of the time origin:**
- **Joints CDF of $X(t_1), X(t_2), \dots, X(t_k)$ is the same as joint CDF of $X(t_1+\tau), X(t_2+\tau), \dots, X(t_k+\tau)$, i.e.**

$$F_{X(t_1), X(t_2), \dots, X(t_k)}(x_1, x_1, \dots, x_k) = F_{X(t_1+\tau), X(t_2+\tau), \dots, X(t_k+\tau)}(x_1, x_1, \dots, x_k)$$

for all τ and all k

11/4/2009

Dr. Ashraf S. Hasan Mahmoud

28

Stationary Random Processes – cont'd

- **First order CDF of a stationary random process must be independent of time since**

$$F_{X(t_1)}(x) = F_{X(t_1+\tau)}(x) = F_X(x) \quad \forall t, \tau$$

- **mean and variance are independent of time, i.e.**

$$m_X(t) = E[X(t)] = m \quad \forall t$$

$$\text{Var}[X(t)] = E[(X(t) - m)^2] = \sigma^2 \quad \forall t$$

11/4/2009

Dr. Ashraf S. Hasan Mahmoud

29

Stationary Random Processes – cont'd

- **Second order CDF of a stationary random process depends only on the time difference between the samples**

$$F_{X(t_1), X(t_2)}(x_1, x_2) = F_{X(0), X(t_2-t_1)}(x_1, x_2) \quad \forall t$$

- **$R_X(t_1, t_2)$ and $C_X(t_1, t_2)$ are depend only on $t_2 - t_1$, i.e.**

$$R_X(t_1, t_2) = R_X(t_2 - t_1) \quad \forall t_1, t_2$$

$$C_X(t_1, t_2) = C_X(t_2 - t_1) \quad \forall t_1, t_2$$

11/4/2009

Dr. Ashraf S. Hasan Mahmoud

30

Example: Stationary Random Processes

Problem: Is the sum process a discrete-time stationary process?

Solution: The sum process is defined by

$$S_n = X_1 + X_2 + \dots + X_n, \quad n = 1, 2, \dots$$

The process mean and variance are given by

$$m_s(n) = nm \quad \text{and} \quad \text{Var}[S_n] = n \sigma^2$$

where m and σ^2 are the mean and variance of X_n .

It can be noticed that the mean and variance of the process are not constant, but rather increase linearly with the time index n .

→ The sum process is **NOT** stationary

11/4/2009

Dr. Ashraf S. Hasan Mahmoud

31

Wide-Sense Stationary Random Processes

- In many situations we can not determine whether a random process is stationary, but we can determine whether the mean is a constant:

$$m_X(t) = m \quad \text{for all } t$$

And whether the autocovariance (or autocorrelation) is a function of t_1-t_2 only:

$$C_X(t_1, t_2) = C_X(t_1 - t_2)$$

→ $X(t)$ is a wide-sense stationary (WSS) process

11/4/2009

Dr. Ashraf S. Hasan Mahmoud

32

Example: Wide-Sense Stationary Random Processes

- **Problem:** Let X_n consist of two interleaved sequences of independent random variables. For n even, X_n assumes the values of ± 1 with probability $1/2$; for n odd, X_n assumes the values $1/3$ and -3 with probabilities $9/10$ and $1/10$, respectively.
Is X_n stationary?

11/4/2009

Dr. Ashraf S. Hasan Mahmoud

33

Example: Wide-Sense Stationary Random Processes

- **Solution:**
 X_n is not stationary since pmf depends on the time index n
 $E[X_n] = +1/2 - 1/2 = 0$ for n even
 $= 1/3 \times 9/10 - 3 \times 1/10 = 0$ for n odd
therefore
 $E[X_n] = 0$ for all n
One can also show that
 $E[X_n^2] = 1$ for all n

Therefore, $C_x(i,j) = E[X_i]E[X_j] = 0$ for $i \neq j$
 $E[X_i^2] = 1$ for $i = j$

clearly X_n is a wide-sense stationary process

11/4/2009

Dr. Ashraf S. Hasan Mahmoud

34

Time Averages Versus Ensemble Average

- **Ensemble average:**

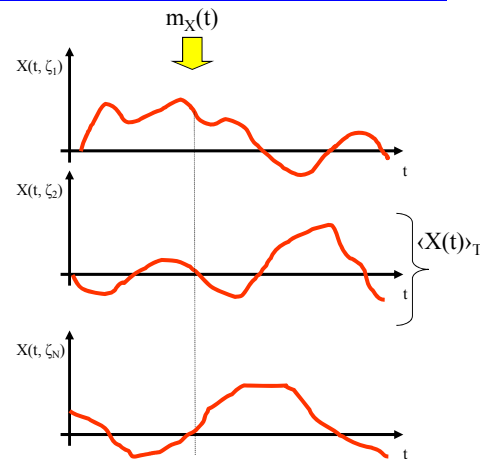
$$\hat{m}_x(t) = \frac{1}{N} \sum_{i=1}^N X(t, \zeta_i)$$

note the experiment is run N times (N realizations), and the expectations is approximated by the arithmetic average given above

- **Time average:**

$$\langle X(t) \rangle_T = \frac{1}{2T} \int_{-T}^T X(t, s) dt$$

Using one realization



Ergodic Processes

- **For Ergodic Processes time average converges to the expected mean of the random process**

Markov Process

- A random process $X(t)$ is a Markov Process if the future of the process given the present is independent of the past.

- For arbitrary times: $t_1 < t_2 < \dots < t_k < t_{k+1}$

$$\begin{aligned} & \text{Prob}[X(t_{k+1}) = x_{k+1} / X(t_k) = x_k, \dots, X(t_1) = x_1] \\ & = \text{Prob}[X(t_{k+1}) = x_{k+1} / X(t_k) = x_k] \end{aligned}$$

Or (for discrete-valued)

$$\begin{aligned} & \text{Prob}[a < X(t_{k+1}) \leq b / X(t_k) = x_k, \dots, X(t_1) = x_1] \\ & = \text{Prob}[a < X(t_{k+1}) \leq b / X(t_k) = x_k] \end{aligned}$$

Markov Property

Markov \equiv Memoryless

11/4/2009

Dr. Ashraf S. Hasan Mahmoud

37

Markov Chain

- An integer-valued Markov random process is called a Markov Chain
- The joint pmf for $k+1$ arbitrary time instances is given by:

$$\text{Prob}[X(t_{k+1}) = x_{k+1}, X(t_k) = x_k, \dots, X(t_1) = x_1]$$

$$\begin{aligned} & = \text{Prob}[X(t_{k+1}) = x_{k+1} / X(t_k) = x_k] \times \\ & \quad \text{Prob}[X(t_k) = x_k / X(t_{k-1}) = x_{k-1}] \times \\ & \quad \dots \\ & \quad \text{Prob}[X(t_2) = x_2 / X(t_1) = x_1] \times \\ & \quad \text{Prob}[X(t_1) = x_1] \end{aligned}$$

transition probabilities

← pmf of the initial time

11/4/2009

Dr. Ashraf S. Hasan Mahmoud

38

Discrete-Time Markov Chains

- Let X_n be a discrete-time integer values Markov Chain that starts at $n = 0$ with pmf

$$p_j(0) = \text{Prob}[X_0 = j] \quad j=0,1,2, \dots$$

$$\begin{aligned} & \text{Prob}[X_n=i_n, X_{n-1}=i_{n-1}, \dots, X_0=i_0] \\ &= \text{Prob}[X_n=i_n / X_{n-1}=i_{n-1}] \times \\ & \quad \text{Prob}[X_{n-1}=i_{n-1} / X_{n-2}=i_{n-2}] \times \\ & \quad \dots \\ & \quad \text{Prob}[X_1=i_1 / X_0=i_0] \times \\ & \quad \text{Prob}[X_0=i_0] \end{aligned}$$

Same as the previous slide
but for discrete-time

11/4/2009

Dr. Ashraf S. Hasan Mahmoud

39

Discrete-Time Markov Chains – cont'd (2)

- Assume the one-step state transition probabilities are fixed and do not change with time:

$$\text{Prob}[X_{n+1}=j / X_n=i] = p_{ij} \quad \text{for all } n$$

→ X_n is said to be homogeneous in time

- The joint pmf for $X_n, X_{n-1}, \dots, X_1, X_0$ is then given by

$$\begin{aligned} & P[X_n = i_n, X_{n-1} = i_{n-1}, \dots, X_0 = i_0] \\ &= p_{i_{n-1}, i_n} \times p_{i_{n-2}, i_{n-1}} \times \dots \times p_{i_0, i_1} \times p_{i_0} (0) \end{aligned}$$

11/4/2009

Dr. Ashraf S. Hasan Mahmoud

40

Discrete-Time Markov Chains – cont'd (3)

- Thus X_n is completely specified by the initial pmf $p_i(0)$ and the matrix of one-step transition probabilities P :

i.e. rows of P
add to UNITY

$$P = \begin{bmatrix} P_{00} & P_{01} & P_{02} & \dots \\ P_{10} & P_{11} & P_{12} & \dots \\ \cdot & \cdot & \cdot & \cdot \\ P_{i0} & P_{i1} & P_{i2} & \dots \\ \cdot & \cdot & \cdot & \cdot \end{bmatrix}$$

$$1 = \sum_j P[X_{n+1} = j / X_n = i] = \sum_j p_{ij}$$

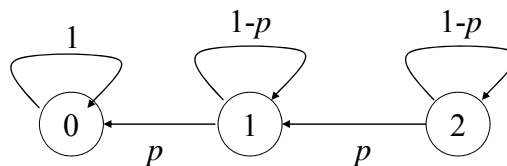
11/4/2009

Dr. Ashraf S. Hasan Mahmoud

41

Example 6: two-state Markov Chain

- On day 0 a house has two new light bulbs in reserve. The probability that the house will need a single new light bulb during day n is p and the probability that it will not need any is $q = 1-p$. Let Y_n be the number of new light bulbs left in house at the end of day n .
- Y_n is a Markov chain with state transition probability as shown



11/4/2009

Dr. Ashraf S. Hasan Mahmoud

42

Example 6: two-state Markov Chain – cont'd

- The state transition matrix P is given by

$$Y_n = \begin{matrix} 0 & 1 & 2 \\ \downarrow & \downarrow & \downarrow \\ \begin{bmatrix} 1 & 0 & 0 \\ p & q & 0 \\ 0 & p & q \end{bmatrix} \end{matrix}$$

11/4/2009

Dr. Ashraf S. Hasan Mahmoud

43

The n-step Transition Probabilities

- Let $P(n) = \{p_{ij}(n)\}$ be the matrix of n-step transition probabilities, where

$$p_{ij}(n) = \text{Prob}[X_{n+k} = j / X_k = i] \quad n \geq 0; i, j \geq 0$$

Note:

$\text{Prob}[X_{n+k} = j / X_k = i] = \text{Prob}[X_n = j / X_0 = i]$ for all n – why?

**Transition probabilities do not depend on time
(homogeneous)**

It can be shown that:

$P(n) = \{p_{ij}(n)\} = P^n$ – where P is the 1-step transition probability matrix

11/4/2009

Dr. Ashraf S. Hasan Mahmoud

44

The State Probabilities

- **It can be shown that the state pmf at time n is obtained by multiplying the initial state pmf, $p(0)$, by the n -step transition matrix, $P(n)$, in other words**

$$\begin{aligned} p(n) &= p(0) P(n) \\ &= p(0) P^n \end{aligned}$$

Make a distinction between small p and capital P !

Example 7:

- **Consider the problem given in Example 6 – find the n -step transition matrix and compute the state pmf $p(n)$**

Example 7: cont'd

Answer: The n-step transition matrix can be found by multiplying P (the 1-step transition matrix) by itself n times or alternatively we can use:

$$p_{22}(n) = \text{Prob}[\text{no new light bulbs needed in } n \text{ days}] = q^n$$

$$p_{21}(n) = \text{Prob}[\text{1 light bulb needed in } n \text{ days}] = n p q^{n-1}$$

$$p_{20}(n) = \text{Prob}[\text{2 light bulbs needed in } n \text{ days}] \\ = 1 - p_{22}(n) - p_{21}(n)$$

$$p_{10}(n) = \text{Prob}[\text{the one light bulb is not needed in } n \text{ days}] = 1 - q^n$$

$$p_{11}(n) = \text{Prob}[\text{the one light bulb is not needed in } n \text{ days}] = q^n$$

$$p_{12}(n) = 0$$

$$p_{00}(n) = 1$$

$$p_{01}(n) = 0$$

$$p_{02}(n) = 0$$

11/4/2009

Dr. Ashraf S. Hasan Mahmoud

47

Example 7: cont'd

- Therefore, the n-step transition matrix is given by

$$P^n = \begin{bmatrix} 1 & 0 & 0 \\ 1 - q^n & q^n & 0 \\ 1 - q^n - npq^n & npq^n & q^n \end{bmatrix}$$

11/4/2009

Dr. Ashraf S. Hasan Mahmoud

48

Example 7: cont'd

- **Notes:**
 - For all transition matrices, sum of any row SHOULD equal to ONE
 - For $q = 1-p < 1 \rightarrow$ as $n \rightarrow \infty$, then P^n limit is

$$\lim_{n \rightarrow \infty} P^n \rightarrow \begin{bmatrix} 1 & 0 & 0 \\ 1 & 0 & 0 \\ 1 & 0 & 0 \end{bmatrix}$$

11/4/2009

Dr. Ashraf S. Hasan Mahmoud

49

Example 7: cont'd

- Therefore, if we start with 2 light bulbs, then the state pmf $p(n)$ approaches

$$p(n) = p(0) P^n$$
$$p(n) \rightarrow \begin{bmatrix} 0 & 0 & 1 \end{bmatrix} \begin{bmatrix} 1 & 0 & 0 \\ 1 & 0 & 0 \\ 1 & 0 & 0 \end{bmatrix} = \begin{bmatrix} 1 & 0 & 0 \end{bmatrix}$$

Meaning – if n approaches ∞ , then it is almost certain we will end up in the 0 (no light bulbs) state

11/4/2009

Dr. Ashraf S. Hasan Mahmoud

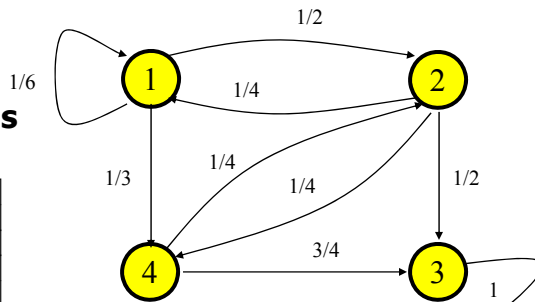
50

Example 7: Absorbing State

Problem: Consider the Markov chain depicted by the shown state diagram. Write the transition matrix. If the system is initially in state 1, find the state probability at the Nth step.

Solution:
The single step transition matrix **P** is given by

$$P = \begin{bmatrix} 1/6 & 1/2 & 0 & 1/3 \\ 1/4 & 0 & 1/2 & 1/4 \\ 0 & 0 & 1 & 0 \\ 0 & 1/4 & 3/4 & 0 \end{bmatrix}$$



11/4/2009

Dr. Ashraf S. Hasan Mahmoud

51

Example 7: Absorbing State – cont'd

Solution:
The state probabilities at the Nth step, $p(n)$, are given by $p(n-1)P$

Matlab code:

```
clear all
P = [1/6 1/2 0 1/3; ...
     1/4 0 1/2 1/4; ...
     0 0 1 0; ...
     0 1/4 3/4 0];

P0 = [1 0 0 0];
N = 9;
State_Prob = zeros(N, 4);
State_Prob(1,:) = P0;
for i=2:N
    State_Prob(i,:) = State_Prob(i-1,:) * P;
end
State_Prob
```

Nth state probabilities:

Step	State 1	State 2	State 3	State 4
1	0.166667	0.500000	0.000000	0.333333
2	0.152778	0.166667	0.500000	0.180556
3	0.067130	0.121528	0.718750	0.092593
4	0.041570	0.056713	0.848958	0.052758
5	0.021107	0.033975	0.916884	0.028035
6	0.012011	0.017562	0.954897	0.015529
7	0.006392	0.009888	0.975325	0.008394
8	0.003537	0.005295	0.986565	0.004603



- It can be shown that $P(\infty) = [0 \ 0 \ 1 \ 0]$
 - State 3 is known as an absorbing state

11/4/2009

Dr. Ashraf S. Hasan Mahmoud

52

Concepts - Terms

- **Absorbing state**
- **Closed set**
- **Irreducible Markov Chain**
- **Recurrent state**
- **Aperiodic state**
- **Persistent state**
- **Transient state**

See the textbook for formal definitions

11/4/2009

Dr. Ashraf S. Hasan Mahmoud

53

Steady State Probabilities

- **Some Markov chains settle into stationary behavior. As $n \rightarrow \infty$, the n -step transition matrix approaches a matrix in which all rows are equal to the same pmf, that is**

$$p_{ij}(n) \rightarrow \pi_j$$

Therefore,

$$p_j(n) \rightarrow \sum_i \pi_j p_i(0) = \pi_j$$

$$\rightarrow \pi_j = \sum_i p_{ij} \pi_j$$

Or in matrix form

$$\Pi = \Pi P \quad \text{- where } \Pi = \{\pi_j\}$$

In general the above formation has $n-1$ linearly independent equations – the additional equation required is provided by

$$\sum_i \pi_i = 1 \quad \text{or}$$

11/4/2009

Dr. Ashraf S. Hasan Mahmoud

54

Steady State Probabilities - cont'd 2

- **In other words: At steady state (n is very large) – the nth state pmf is the same as the n+1st state pmf**
- **Meaning the nth (n very large) state pmf is time invariant (steady state)**

$$\Pi = \Pi P$$

$\Pi \rightarrow$ is the steady state pmf

$P \rightarrow$ is the 1-step transition matrix

11/4/2009

Dr. Ashraf S. Hasan Mahmoud

55

Steady State Probabilities - cont'd 3

- **Checking the dimensions:**
 $\Pi \rightarrow$ is the steady state pmf of dimensions = $1 \times k$ - assuming k states
= $[\pi_1 \ \pi_2 \ \pi_3 \ \dots \ \pi_k]$ where $\pi_i \ 1 \leq i \leq k$ is the steady state probability for being in state i
- $P \rightarrow$ is the 1-step transition matrix of dimensions $k \times k$
= $\{p_{ij}\}$ is the Probability of transitioning from state i to j
Recall that all rows of P sum to 1

11/4/2009

Dr. Ashraf S. Hasan Mahmoud

56

Example: 8

Problem: A Markov model for packet speech assumes that if the n th packet contains silence then the probability of silence in the next packet is $1-\alpha$ and the probability of speech activity is α . Similarly if the n th packet contains speech activity, then the probability of speech activity in next packet is $1-\beta$ and the probability of silence is β . Find the stationary state pmf.

11/4/2009

Dr. Ashraf S. Hasan Mahmoud

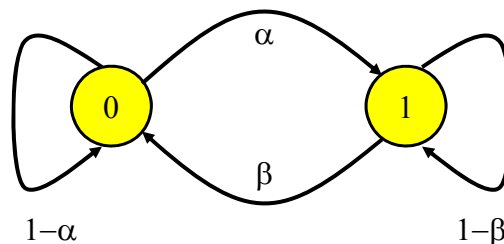
57

Example: 8 – cont'd

Answer: The state diagram is as shown:

The 1-step transition probability, P , is given by:

$$P = \begin{bmatrix} 1-\alpha & \alpha \\ \beta & 1-\beta \end{bmatrix}$$



State 0: silence
State 1: speech

11/4/2009

Dr. Ashraf S. Hasan Mahmoud

58

Example: 8 – cont'd 2

Answer: The steady state pmf $\Pi = [\pi_0 \ \pi_1]$ can be solved for using

$$\Pi = \Pi P$$

Or

$$\text{Or} \quad [\pi_0 \ \pi_1] = [\pi_0 \ \pi_1] \times \begin{bmatrix} 1-\alpha & \alpha \\ \beta & 1-\beta \end{bmatrix}$$

$$\begin{aligned} \pi_0 &= (1-\alpha) \pi_0 + \beta \pi_1 \\ \pi_1 &= \alpha \pi_0 + (1-\beta) \pi_1 \end{aligned}$$

In addition to the constraint that $\pi_0 + \pi_1 = 1$

11/4/2009

Dr. Ashraf S. Hasan Mahmoud

59

Example: 8 – cont'd 3

Answer: Therefore steady state pmf

$\Pi = [\pi_0 \ \pi_1]$ is given by:

$$\pi_0 = \beta / (\alpha + \beta)$$

$$\pi_1 = \alpha / (\alpha + \beta)$$

Note that sum of all π_i 's should equal to 1!!

For $\alpha = 1/10$, $\beta = 1/5 \rightarrow \Pi = [2/3 \ 1/3]$

11/4/2009

Dr. Ashraf S. Hasan Mahmoud

60

Example: 8 – cont'd 4

Answer: Alternatively, one can find a general form for P^n and take the limit as $n \rightarrow \infty$.

P^n can be shown to be:

$$P^n = \frac{1}{\alpha + \beta} \begin{bmatrix} \beta & \alpha \\ \beta & \alpha \end{bmatrix} + \frac{(1 - \alpha - \beta)^n}{\alpha + \beta} \begin{bmatrix} \alpha & -\alpha \\ -\beta & \beta \end{bmatrix}$$

Which clearly approaches:

$$\lim_{n \rightarrow \infty} P^n = \frac{1}{\alpha + \beta} \begin{bmatrix} \beta & \alpha \\ \beta & \alpha \end{bmatrix}$$

11/4/2009

Dr. Ashraf S. Hasan Mahmoud

61

Example: 8 – cont'd 5

Answer: If the initial state pmf is $p_0(0)$ and $p_1(0) = 1 - p_0(0)$

Then the n^{th} state pmf ($n \rightarrow \infty$) is given by:

$$\begin{aligned} p(n) \text{ as } n \rightarrow \infty &= [p_0(0) \quad 1 - p_0(0)] P^n \\ &= [\beta / (\alpha + \beta) \quad \alpha / (\alpha + \beta)] \end{aligned}$$

Same as the solution obtained using the 1-step transition matrix!!

11/4/2009

Dr. Ashraf S. Hasan Mahmoud

62

Example 9:

Problem: Assume the state diagram of Example 7 was modified as shown to eliminate the absorbing state. Find the steady state distribution of the chain.

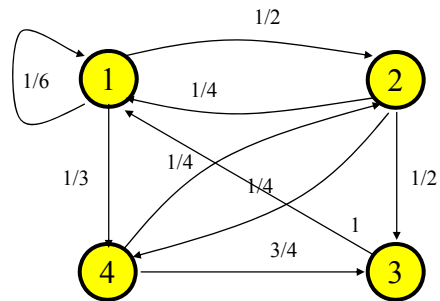
Solution:

Using Matlab, $p(n) = p(n-1)P$ remains \sim constant for $n > 40$.
Therefore,

$$p(\infty) = [0.359 \quad 0.223 \quad 0.243 \quad 0.175]$$

Nth state probability:

Step	State 1	State 2	State 3	State 4
33	0.358561	0.223111	0.243027	0.175301
34	0.358565	0.223106	0.243031	0.175298
35	0.358568	0.223107	0.243027	0.175298
36	0.358565	0.223109	0.243027	0.175300
37	0.358565	0.223107	0.243029	0.175299
38	0.358567	0.223107	0.243028	0.175298
39	0.358566	0.223108	0.243027	0.175299
40	0.358565	0.223108	0.243028	0.175299
41	0.358566	0.223107	0.243028	0.175299
42	0.358566	0.223108	0.243028	0.175299



11/4/2009

Dr. Ashraf S. Hasan Mahmoud

63

Example 9: cont'd

Solution – cont'd:

Alternatively, one can solve the linear system

$$\Pi = \Pi P$$

To find that

$$p(\infty) = \pi \\ = [0.359 \quad 0.223 \quad 0.243 \quad 0.175]$$

A third alternative would be to compute P^∞ , which happens to be as shown. Then,

$$p(\infty) = p(0)P^\infty$$

$$P^\infty = \begin{bmatrix} 0.359 & 0.223 & 0.243 & 0.175 \\ 0.359 & 0.223 & 0.243 & 0.175 \\ 0.359 & 0.223 & 0.243 & 0.175 \\ 0.359 & 0.223 & 0.243 & 0.175 \end{bmatrix}$$

which leads to

$$p(\infty) = \pi \\ = [0.359 \quad 0.223 \quad 0.243 \quad 0.175]$$

11/4/2009

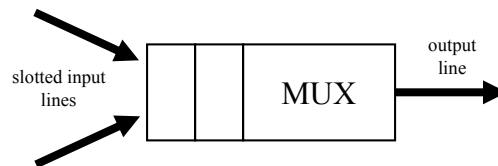
Dr. Ashraf S. Hasan Mahmoud

64

Example 10: Multiplexer

Problem: Data in the form of fixed-length packets arrive in slots on both of the input lines of a multiplexer. A slot contains a packet with probability p , independent of the arrivals during other slots or on the other line. The multiplexer transmits one packet per time slot and has the capacity to store two messages only. If no room for a packet is found, the packet is dropped.

- Draw the state diagram and define the matrix P
- Compute the throughput of the multiplexer for $p = 0.3$



11/4/2009

Dr. Ashraf S. Hasan Mahmoud

65

Example 10: Multiplexer – cont'd

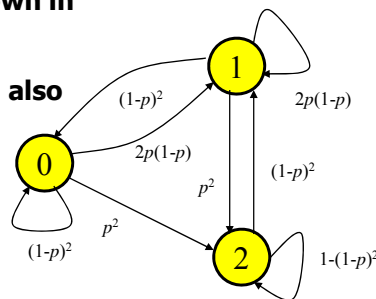
Solution: In any slot time, the arrivals pmf is given by

$$P(j \text{ cells arrive}) = \begin{cases} (1-p)^2 & j=0 \\ 2p(1-p) & j=1 \\ p^2 & j=2 \end{cases}$$

Let the state be the number of packets in the buffer, then the state diagram is shown in figure.

The corresponding transition matrix is also given below

$$P = \begin{bmatrix} (1-p)^2 & 2p(1-p) & p^2 \\ (1-p)^2 & 2p(1-p) & p^2 \\ 0 & (1-p)^2 & 1-(1-p)^2 \end{bmatrix}$$



11/4/2009

Dr. Ashraf S. Hasan Mahmoud

66

Example 10: Multiplexer – cont'd

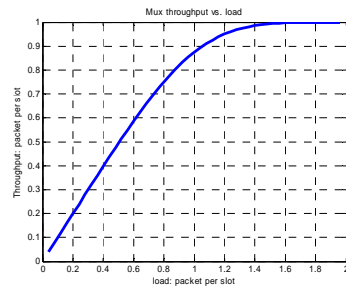
Solution-cont'd:

Load: average arrivals = $2p$ packets/slot

Throughput: $n_1 + n_2$ (the MUX outputs one packet per slot as long as it exists in states 1 and 2)

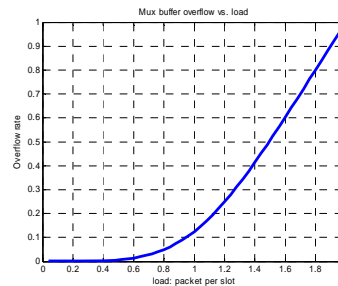
Buffer overflow = Prob(two packet arrivals while in state 2)
 = Prob(two arrivals) X n_2
 = $p^2 n_2$

The graphs below show the relation of load versus –throughput and buffer overflow for the MUX



11/4/2009

Dr. Ashraf S. Hasan Mahmoud



67

Example 10: Multiplexer – cont'd

Solution-cont'd:

The matlab code used for plotted previous results is shown below.

Make sure you understand the matrix formulation and the solution for the steady state probability vector n

```
clear all
Step = 0.02;
ArrivalProb = [Step:Step:1-Step];
A = zeros(4,3);
E = zeros(4,1);
E(4) = 1;
for i=1:length(ArrivalProb)
    p = ArrivalProb(i);
    P = [(1-p)^2 2*p*(1-p) p^2; ...
         (1-p)^2 2*p*(1-p) p^2; ...
         0 (1-p)^2 1-(1-p)^2];
    A(1:3,:) = (P - eye(3))';
    A(4,:) = ones(1,3);
    E(4) = 1;
    SteadyStateP = A\E;
    % Prob(packet is lost) = Prob(2 arrivals) X
    % Prob(being in state 2);
    DropProb(i) = p^2*SteadyStateP(3);
    Throughput(i) = sum(SteadyStateP(2:3));
end
```

11/4/2009

Dr. Ashraf S. Hasan Mahmoud

68

References

- **Alberto Leon-Garcia, Probability and Random Processes for Electrical Engineering, Addison Wesley, 1989**
- **J. Hayes, T. Babu, Modeling and Analysis of Telecommunications Networks, Wiley 2004**
- **L. Kleinrock. *Queueing Systems – Volume I: Theory*. Wiley, New York, 1975**