

King Fahd University of Petroleum & Minerals Computer Engineering Dept

CSE 642 – Computer Systems
Performance

Term 041

Dr. Ashraf S. Hasan Mahmoud

Rm 22-148-3

Ext. 1724

Email: ashraf@ccse.kfupm.edu.sa

12/30/2004

Dr. Ashraf S. Hasan Mahmoud

1

Time Reversed Processes

- **Refer to Leon Garcia's textbook section 8.5 for discussion of Time-Reversed Markov Chains**
- **Consider a continuous-time process $X(t)$**
- **Define the following process $X^r(t) = X(T-t)$, for an arbitrary T . For simplicity we set T to 0**
- **$X^r(t)$ is the reverse process for $X(t)$**

12/30/2004

Dr. Ashraf S. Hasan Mahmoud

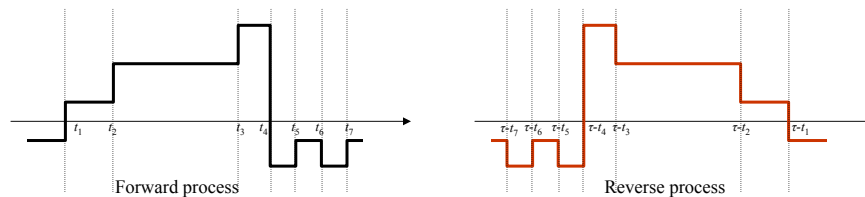
2

Time Reversed Processes – cont'd

- **Time reversibility – a process is time reversible if the following is true**

$$P(X(t_1)=i_1, X(t_2)=i_2, \dots, X(t_m)=i_m) \\ = P(X(\tau-t_m)=i_m, X(\tau-t_{m-1})=i_{m-1}, \dots, X(\tau-t_1)=i_1)$$

- **We say the process reversed in time has the same probabilistic properties as the forward process**



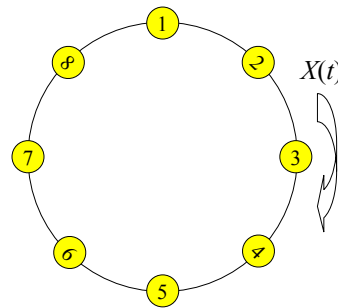
12/30/2004

Dr. Ashraf S. Hasan Mahmoud

3

Time Reversed Processes – Observations

- **For a process to be reversible, it is not enough for the marginal probabilities for the forward and reverse processes to be equal.**
- **Example: consider the process $X(t)$ depicted in figure. $X(t)$ goes clockwise through states $i \rightarrow (i+1) \bmod 8$. The probability of $X(t)$ being in any of the state is $1/8$. The same is true for the reverse process which travels counter clockwise. However, the process is clearly not reversible since state 2 can not follow state 1 in the reverse process, for example.**



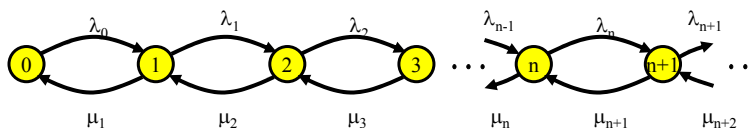
12/30/2004

Dr. Ashraf S. Hasan Mahmoud

4

Reversibility and Birth and Death Processes

- Review:**



- Local balance equation: $P_n \lambda_n = P_{n+1} \mu_n$ – where P_n is the probability of being in state n**

12/30/2004

Dr. Ashraf S. Hasan Mahmoud

5

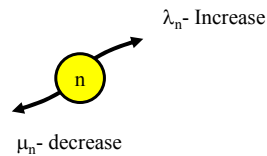
Reversibility and Birth and Death Processes – cont'd

- State = population equal to n**

- Time spends in state is exponentially distributed with mean $1/(\lambda_n + \mu_n)$
- Probability of decrease (i.e. jumping to state $n-1$) = Probability of an departure occurring before an arrival
- Probability of increase (i.e. jumping to state $n+1$) = Probability of an arrival occurring before an departure

- Show that:**

- **Prob[Increase] = $\lambda_n / (\lambda_n + \mu_n)$**
- **Prob[Decrease] = $\mu_n / (\lambda_n + \mu_n)$**



12/30/2004

Dr. Ashraf S. Hasan Mahmoud

6

Reversibility and Birth and Death Processes – cont'd

- **A birth-death process is reversible if and only if the local balance equations hold**
- **Proof: Refer to textbook – section 4.2.2**

Reversibility and Birth and Death Processes – Proof Part 1

- Reversible birth-death process \rightarrow Local balance equations hold
- Proof: Assume $X(t)$ is a reversible BD process \rightarrow

$$P(X(t)=j, X(t+\delta) = k) = P(X(t)=k, X(t+\delta) = j)$$

Let $P_j = P(X(t)=j)$ and $P_k = P(X(t)=k)$, for $\delta \rightarrow 0$, we can assume $k = j + 1$ (i.e. one transition is possible), we can write:

$$P_j P(X(t+\delta) = j+1 / X(t) = j) = P_{j+1} P(X(t+\delta) = j / X(t) = j+1)$$

recognizing that,

$$\lim_{\delta \rightarrow 0} \frac{P(X(t+\delta) = j+1 / X(t)=j)}{\delta} = \lambda_j$$

$$\lim_{\delta \rightarrow 0} \frac{P(X(t+\delta) = j / X(t)=j+1)}{\delta} = \mu_{j+1}$$

Therefore, $P_j \lambda_j = P_{j+1} \mu_{j+1}$

Reversibility and Birth and Death Processes – Proof Part 2

- Local balance equations hold → Reversible birth-death process

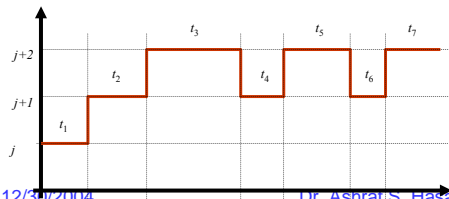
- Proof:**

Consider the sample path depicted of a birth-death process, the probability of the process taking this “exact path” is given by the following expression:

$$P_j \times \frac{\lambda_j}{\lambda_j + \mu_j} \times (\lambda_j + \mu_j) \times e^{-(\lambda_j + \mu_j)t_1} dt_1 \times \frac{\lambda_{j+1}}{\lambda_{j+1} + \mu_{j+1}} \times (\lambda_{j+1} + \mu_{j+1}) \times e^{-(\lambda_{j+1} + \mu_{j+1})t_2} dt_2$$

$$\times \frac{\mu_{j+2}}{\lambda_{j+2} + \mu_{j+2}} \times (\lambda_{j+2} + \mu_{j+2}) \times e^{-(\lambda_{j+2} + \mu_{j+2})t_3} dt_3 \times \frac{\lambda_{j+1}}{\lambda_{j+1} + \mu_{j+1}} \times (\lambda_{j+1} + \mu_{j+1}) \times e^{-(\lambda_{j+1} + \mu_{j+1})t_4} dt_4$$

$$\times \frac{\mu_{j+2}}{\lambda_{j+2} + \mu_{j+2}} \times (\lambda_{j+2} + \mu_{j+2}) \times e^{-(\lambda_{j+2} + \mu_{j+2})t_5} dt_5 \times \frac{\lambda_{j+1}}{\lambda_{j+1} + \mu_{j+1}} \times (\lambda_{j+1} + \mu_{j+1}) \times e^{-(\lambda_{j+1} + \mu_{j+1})t_6} dt_6 \times e^{-(\lambda_{j+2} + \mu_{j+2})t_7}$$



12/30/2004

Dr. Ashraf S. Hasan Mahmoud

Note:

- P_j is the probability of starting from state j
- The term $(\lambda_j + \mu_j) \exp[-(\lambda_j + \mu_j)t_1] dt_1$ is probability density of the first interval
- $\exp[-(\lambda_{j+2} + \mu_{j+2})t_7]$ is the probability that the process remains in state $j+2$ for at least t_7

Reversibility and Birth and Death Processes – Proof Part 2 cont'd

- The previous expression is simplified to be

$$P_j \lambda_j e^{-(\lambda_j + \mu_j)t_1} dt_1 \times \lambda_{j+1} e^{-(\lambda_{j+1} + \mu_{j+1})t_2} dt_2$$

$$\times \mu_{j+2} e^{-(\lambda_{j+2} + \mu_{j+2})t_3} dt_3 \times \lambda_{j+1} e^{-(\lambda_{j+1} + \mu_{j+1})t_4} dt_4$$

$$\times \mu_{j+2} e^{-(\lambda_{j+2} + \mu_{j+2})t_5} dt_5 \times \lambda_{j+1} e^{-(\lambda_{j+1} + \mu_{j+1})t_6} dt_6 \times e^{-(\lambda_{j+2} + \mu_{j+2})t_7}$$

- Using the local balance equation ($P_j \lambda_j = P_{j+1} \mu_j$), we can write:

$$P_j \lambda_j \lambda_{j+1} \mu_{j+2} \lambda_{j+1} \mu_{j+2} \lambda_{j+1} = P_{j+2} \mu_{j+2} \lambda_{j+1} \mu_{j+2} \lambda_{j+1} \mu_{j+2} \mu_{j+1}$$

12/30/2004

Dr. Ashraf S. Hasan Mahmoud

10

Reversibility and Birth and Death Processes – Proof Part 2 cont'd

- **Substitute the above equation in the former path evolution probability formula, we obtain**

$$\begin{aligned}
 & P_{j+2} \mu_{j+2} e^{-(\lambda_{j+2} + \mu_{j+2})t_1} dt_7 \times \lambda_{j+1} e^{-(\lambda_{j+1} + \mu_{j+1})t_6} dt_6 \\
 & \times \mu_{j+2} e^{-(\lambda_{j+2} + \mu_{j+2})t_5} dt_5 \times \lambda_{j+1} \times e^{-(\lambda_{j+1} + \mu_{j+1})t_4} dt_4 \\
 & \times \mu_{j+2} e^{-(\lambda_{j+2} + \mu_{j+2})t_3} dt_3 \times \mu_{j+1} e^{-(\lambda_{j+1} + \mu_{j+1})t_2} dt_2 \times e^{-(\lambda_j + \mu_j)t_1}
 \end{aligned}$$

- **Which is the probability of the process starting with state $j+2$ and taking the same sample path in reverse**
- **→ Process is reversible**

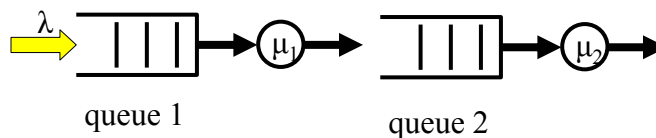
12/30/2004

Dr. Ashraf S. Hasan Mahmoud

11

FeedForward Networks

- **Consider the system depicted in figure where two are in tandem.**
- **How would the following system be analyzed?**
- **Assume infinite storage and a single server with exponential service time for each queue**



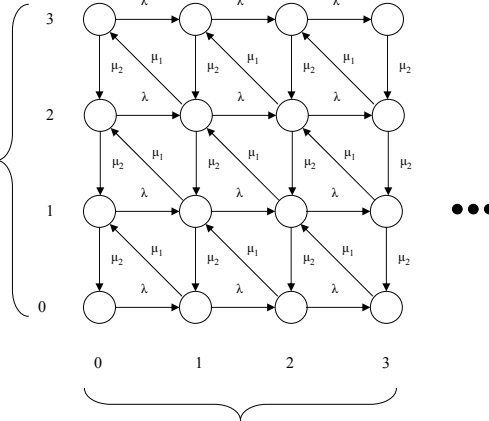
12/30/2004

Dr. Ashraf S. Hasan Mahmoud

12

Two Queues in Tandem ⋮

- We can use the state diagram to solve this problem:
 - State = (n_1, n_2) where n_i is the number of customers in i^{th} queue, n_2
- Refer to Garcia's textbook section 9.8 for solution of this two dimensional state diagram



- We can show

$$P(N_1 = n_1, N_2 = n_2) = (1-\rho_1) \rho_1^{n_1} (1-\rho_2) \rho_2^{n_2}$$
 Where $\rho_1 = \lambda_1/\mu_1$ and $\rho_2 = \lambda_2/\mu_2$

12/30/2004

Dr. Ashraf S. Hasan Mahmoud

13

Two Queues in Tandem – cont'd

- Since for a single queue,

$$P(N = n) = (1-\rho_1) \rho_1^{n_1}$$

Then it is clear that

$$P(N_1 = n_1, N_2 = n_2) = P(N_1 = n_1)P(N_2 = n_2)$$

- Therefore, the number of customers at queue 1 and the number of customers at queue 2 are independent random variables!!

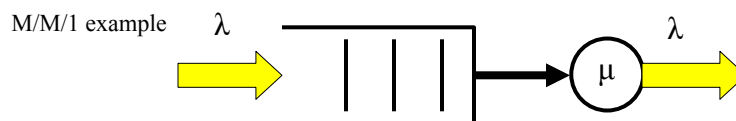
12/30/2004

Dr. Ashraf S. Hasan Mahmoud

14

Burke's Theorem

- Consider an M/M/1 or M/M/S or M/M/∞ queueing system at steady state with arrival rate λ , then
 - The departure process is Poisson with rate λ
 - At each time t , the number of customers in the system $N(t)$ is *independent* of the sequence of departure times prior to t .



12/30/2004

Dr. Ashraf S. Hasan Mahmoud

15

Feedforward Networks – Example 1

- An application of Burk's theorem
- Example 1: M queues in tandem
- Direct extension to the two queues in tandem case

$$P(Q_1(t) = k_1, Q_2(t) = k_2, \dots, Q_M(t) = k_M) = \prod_{i=1}^M (1 - \rho_i) \rho_i^{k_i}$$

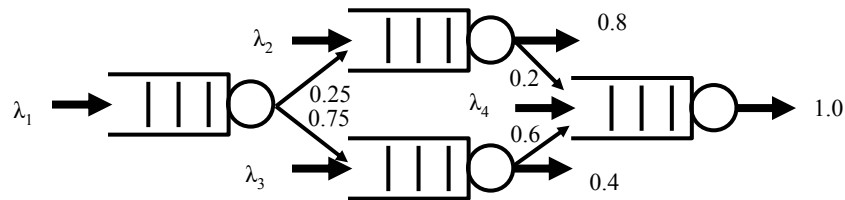
12/30/2004

Dr. Ashraf S. Hasan Mahmoud

16

Feedforward Networks – Example 2

- **Example2: feedforward acyclic networks (i.e. no feedback paths)**



- Since joining and splitting of Poisson streams results in Poisson streams – Burks' theorem still applicable
- Solution key: deal with the individual queues after determining the total flow to the queue

12/30/2004

Dr. Ashraf S. Hasan Mahmoud

17

Traffic Equation and Routing Matrix

- Consider a network of N queues, each having an independent exponential server and an infinite buffer
- External arrivals at each node – Poisson with rate λ_i
- Messages are routed probabilistically:
 - q_{ji} : $i, j = 1, 2, 3, \dots, N$ is the probability of a message being routed from node j to node i
 - q_{jN+1} : is the probability of a message being routed outside the network
 - Note: $\sum_{i=1}^{N+1} q_{ji} = 1$

12/30/2004

Dr. Ashraf S. Hasan Mahmoud

18

Traffic Equation and Routing Matrix – cont'd

- Let Λ_i : total flow into the i^{th} node
- Clearly, one can write

$$\Lambda_i = \lambda_i + \sum_{j=1}^N q_{ji} \Lambda_j$$

- The matrix version is

$$[\Lambda_1 \ \Lambda_2 \ \dots \ \Lambda_N] = [\lambda_1 \ \lambda_2 \ \dots \ \lambda_N] + [\Lambda_1 \ \Lambda_2 \ \dots \ \Lambda_N] \begin{bmatrix} 0 & q_{12} & \dots & q_{1N} \\ q_{21} & 0 & \dots & q_{2N} \\ \vdots & & 0 & \\ q_{N1} & q_{N2} & \dots & 0 \end{bmatrix}$$

or

$$\Lambda = \lambda + \Lambda Q$$

Note:

$q_{ij} = 0$ – no routing to same source node

12/30/2004

Dr. Ashraf S. Hasan Mahmoud

Traffic Equation and Routing Matrix – cont'd

- Normally the inputs and the routing matrix are known, the total flow to each node can be found using

$$\Lambda = \lambda [I - Q]^{-1}$$

where I is the $N \times N$ identity matrix

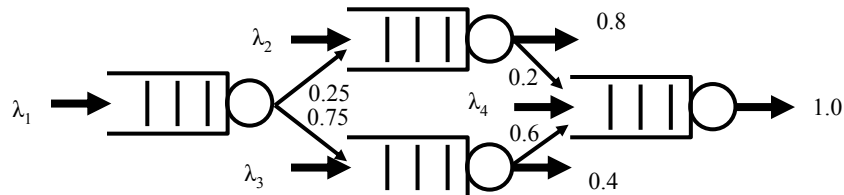
12/30/2004

Dr. Ashraf S. Hasan Mahmoud

20

Example:

- **Problem:** Consider the network of queue depicted in figure. If the arrival rates are given by $\lambda = [2.0, 1.0, 0.5, 3.0]$, and the service rates are $\mu = [4.0, 6.0, 11.0, 9.9]$,
 - a) compute the total flow into each node
 - b) Find the joint pmf for number of customers in queues

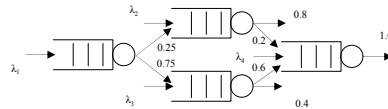


12/30/2004

Dr. Ashraf S. Hasan Mahmoud

21

Example:



- **Solution:**

a) The routing matrix for the network is given by $Q = \begin{bmatrix} 0 & 0.25 & 0.75 & 0 \\ 0 & 0 & 0 & 0.2 \\ 0 & 0 & 0 & 0.6 \\ 0 & 0 & 0 & 0 \end{bmatrix}$

Therefore, total flows are given by

$$\Lambda = [2.0, 1.5, 2.0, 4.5]$$

b) The loads for the queues are given by

$R = \Lambda / \mu$ (./ is the element-by-element division – Matlab notation)

$$= [1/2, 1/4, 2/11, 5/11]$$

The joint pmf for the number of customers is given by

$$P(Q_1 = k_1, Q_2 = k_2, Q_3 = k_3, Q_4 = k_4) = \prod_{i=1}^4 (1 - R_i) R_i^{k_i} \\ = (81/484)(1/2)^{k_1} (1/4)^{k_2} (2/11)^{k_3} (5/11)^{k_4}$$

12/30/2004

Dr. Ashraf S. Hasan Mahmoud

22

Open Network – Flows within Feedback Paths

- **Open networks – at least one external source of arrivals → there must be a flow to outside network (exit path)**
 - i.e. $\sum q_{ki} < 1$ for at least one $k = 1, 2, \dots, N$
- **Feedback to a node -**

12/30/2004

Dr. Ashraf S. Hasan Mahmoud

23

Example: M/M/1 queue with Feedback

- **Problem:** Consider the following system – Find the pmf for number of customers in the system.

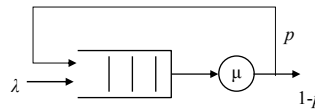
- **Solution:**

$$\Lambda = \lambda + p \Lambda \Rightarrow \Lambda = \lambda / (1-p)$$

Therefore, traffic load, R is given by

$$R = \Lambda / \mu = \lambda / [\mu(1-p)]$$

$$\text{Prob}(N = k) = (1-R)R^k \quad k=0, 1, 2, \dots$$



Note $R < 1 \Rightarrow \lambda / [\mu(1-p)] < 1$ or $\lambda < \mu(1-p)$ – this imposes a limit on the maximum arrival rate

$$E[N] = R / (1-R)$$

$$E[T] = E[N] / \lambda \quad \text{- direct application of Little's formula}$$

What is the average number of customer visits to the queue?

For a general solution of an M/G/1 with Bernoulli feedback check:
L. Takacs, "A Single-Server Queue with Feedback," Bell Technical Journal, March 1963, pp. 505-519.

12/30/2004

Dr. Ashraf S. Hasan Mahmoud

24

Assignment # 3

- Use example 9.23 of Leon Garcia's textbook to do the following:
 - (a) Using the theoretical analysis supplied in the solved example in the textbook:
 - Plot the average total number of customers in network versus the external arrival rate
 - Plot the average end-to-end delay of a customer versus the external arrival rate
 - (b) Develop an opnet simulation model and produce simulation results and compare them against those obtained in part (a)
 - Produce comparative curves similar to those found on slide 39.
 - For part (a) and (b) use $p = 0.9$ and $p = 0.6$ (note p is the probability of exiting the network from queue 1)
- **Deadline: Sunday January 2nd, 2005 – class time**

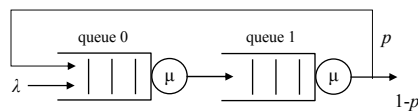
12/30/2004

Dr. Ashraf S. Hasan Mahmoud

25

Feedback Violates the Poisson Departure process

- Let us examine the following system*



- **Solution:** The analytic solution for the depicted system is as follows:

$$\Lambda = \lambda + p \Lambda \Rightarrow \Lambda = \lambda / (1-p)$$

Therefore, traffic load, R is given by

$$R_0 = R_1 = R = \Lambda / \mu = \lambda / [\mu(1-p)]$$

$$\text{Prob}(N_0 = k) = \text{Prob}(N_1 = k) = (1-R)R^k \quad k=0, 1, 2, \dots$$

Note $R < 1 \Rightarrow \lambda / [\mu(1-p)] < 1$ or $\lambda < \mu(1-p)$

$$E[N_0] = E[N_1] = R / (1-R) = \lambda / [\mu(1-p) - \lambda]$$

$$E[N] = E[N_0] + E[N_1] = 2R / (1-R) = 2\lambda / [\mu(1-p) - \lambda]$$

End-to-end delay for a customer is computed as

$$E[T] = E[N] / \lambda = 2 / [\mu(1-p) - \lambda]$$

*I can show the same behavior using the single-server queue system considered in the last example – but I am using the system proposed the textbook to give another example on opnet modeling


12/30/2004

Dr. Ashraf S. Hasan Mahmoud

26

Feedback Violates the Poisson Departure process – cont'd

- To depict the violation of the Poisson arrival/departure process
 - Assume a very low external arrival rate λ – say 1 packet every 2 hours – i.e. mean interarrival time of 7200 seconds
 - Assume a very small mean service time $1/\mu$ – say 10^{-9} second
 - Let $p = 0.999$
- This setting translates the following:
 - One customer arrives – the next arrival is 1000s of seconds away on average
 - The customer is TRAPPED in the system circulating (since $p \approx 1$)
 - So if we monitor the customer departures of queue 0 or 1 (prior to the feedback branching) – we expect to see departure bursts



12/30/2004

Dr. Ashraf S. Hasan Mahmoud

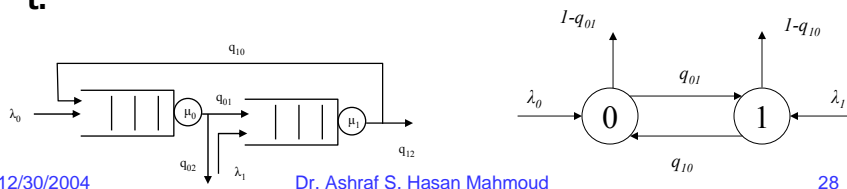
time
27

Proof Of the Product Form: Two-Node Network

- Consider the two queues network depicted in figure
- The total flow equations are given by

$$[\Lambda_0 \quad \Lambda_1] = [\lambda_0 \quad \lambda_1] + [\Lambda_0 \quad \Lambda_1] \begin{bmatrix} 0 & q_{01} \\ q_{10} & 0 \end{bmatrix}$$

- System state: (k_0, k_1) where k_0 is number of customers in queue 0 while k_1 is number of customers in queue 1
- Define $P(Q_0(t)=k_0, Q_1(t)=k_1) = P(k_0, k_1; t)$ – as the probability of k_i customers in the respective queue at time t .



12/30/2004

Dr. Ashraf S. Hasan Mahmoud

28

Proof Of the Product Form: Two-Node Network – cont'd

- The Kolmogorov differential equation for $P(k_0, k_1; t)$:

$$\begin{aligned}
 P(k_0, k_1; t+\delta) = & P(k_0-1, k_1; t)\lambda_0\delta + P(k_0, k_1-1; t)\lambda_1\delta \\
 & + P(k_0+1, k_1; t)\mu_0(1-q_{01})\delta \\
 & + P(k_0, k_1+1; t)\mu_1(1-q_{10})\delta \\
 & + P(k_0+1, k_1-1; t)\mu_0q_{01}\delta \\
 & + P(k_0-1, k_1+1; t)\mu_1q_{10}\delta \\
 & + P(k_0, k_1; t)(1 - (\lambda_0 + \lambda_1 + \mu_0 + \mu_1))\delta
 \end{aligned}$$

- The terms on the RHS:
 - First two terms – arrivals to either queues
 - Second pair – departures from system
 - Third pair – transfers between queues
 - Final term – no arrivals, departures, or transfers
- The Kolmogorov D.E is given by

$$\begin{aligned}
 dP(k_0, k_1; t)/dt = & P(k_0-1, k_1; t)\lambda_0 + P(k_0, k_1-1; t)\lambda_1 \\
 & + P(k_0+1, k_1; t)\mu_0(1-q_{01}) \\
 & + P(k_0, k_1+1; t)\mu_1(1-q_{10}) \\
 & + P(k_0+1, k_1-1; t)\mu_0q_{01} \\
 & + P(k_0-1, k_1+1; t)\mu_1q_{10} \\
 & - P(k_0, k_1; t)(\lambda_0 + \lambda_1 + \mu_0 + \mu_1)
 \end{aligned}$$

- At steady state $dP(k_0, k_1; t)/dt = 0$

12/30/2004

Dr. Ashraf S. Hasan Mahmoud

29

Proof Of the Product Form: Two-Node Network – cont'd

- The steady state probabilities are then given by:

$$\begin{aligned}
 P(k_0, k_1)(\lambda_0 + \lambda_1 + \mu_0 + \mu_1) = & P(k_0-1, k_1)\lambda_0 + P(k_0, k_1-1)\lambda_1 \\
 & + P(k_0+1, k_1)\mu_0(1-q_{01}) \\
 & + P(k_0, k_1+1)\mu_1(1-q_{10}) \\
 & + P(k_0+1, k_1-1)\mu_0q_{01} \\
 & + P(k_0-1, k_1+1)\mu_1q_{10} \quad \forall k_0, k_1 \geq 0
 \end{aligned}$$

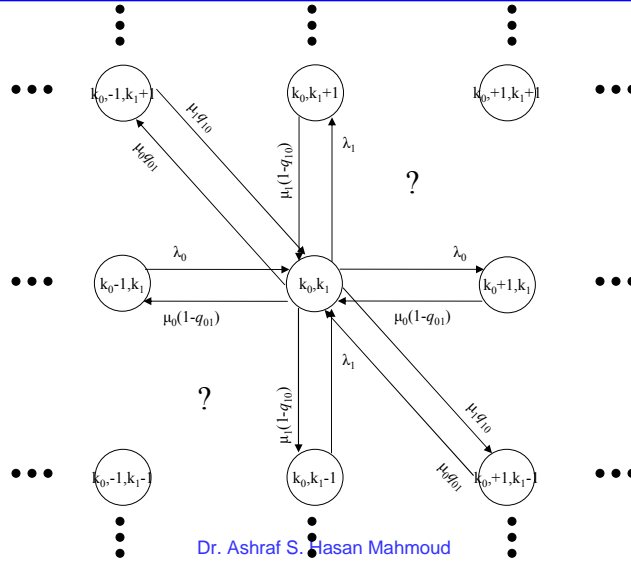
- Note that the set of equilibrium equations stated above together with the normalizing condition $\sum_{\forall k_0, k_1} P(k_0, k_1) = 1$ can be solved to obtain the complete pmf – however, as we will show, the closed form solution turns out to be simple
- The state transition flow diagram is shown on the next slide

12/30/2004

Dr. Ashraf S. Hasan Mahmoud

30

Proof Of the Product Form: Two-Node Network – State Transition Flow Diagram

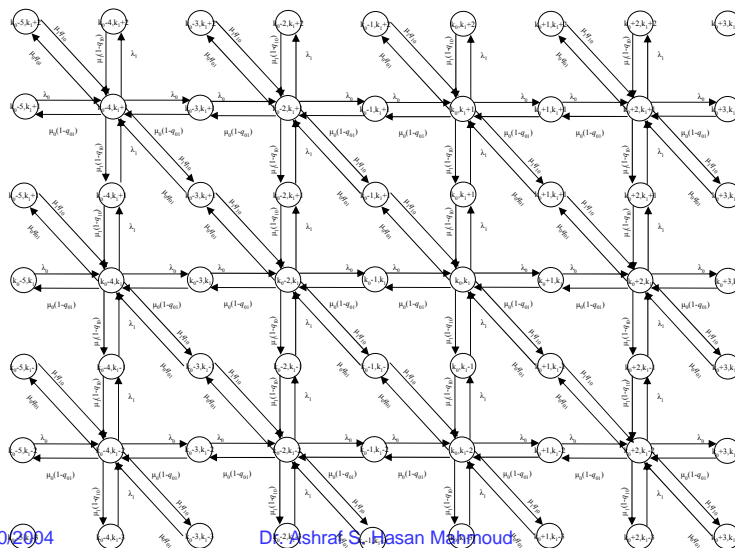


12/30/2004

Dr. Ashraf S. Hasan Mahmoud

31

Proof Of the Product Form: Two-Node Network – State Transition Flow Diagram – more detailed



12/30/2004

Dr. Ashraf S. Hasan Mahmoud

32

Proof Of the Product Form: Two-Node Network – Rewriting the equations In Terms of Total Flow

- **Rewriting the pervious equations in terms of the total flows Λ_0 and Λ_1 results in:**

$$\begin{aligned}
 & P(k_0, k_1)(\Lambda_0 + \Lambda_1 + \mu_0 + \mu_1) \\
 & + P(k_0 - 1, k_1)q_{10}\Lambda_1 + P(k_0, k_1 - 1)q_{01}\Lambda_0 \\
 & + P(k_0 + 1, k_1)\mu_0q_{01} + P(k_0, k_1 + 1)\mu_1q_{10} \\
 & = P(k_0 + 1, k_1)\mu_0 + P(k_0, k_1 + 1)\mu_1 \\
 & + P(k_0 - 1, k_1)\Lambda_0 + P(k_0, k_1 - 1)\Lambda_1 \\
 & + P(k_0 + 1, k_1 - 1)\mu_0q_{01} + P(k_0 - 1, k_1 + 1)\mu_1q_{10} \\
 & + P(k_0, k_1)(q_{01}\Lambda_0 + q_{10}\Lambda_1) \quad \forall k_0, k_1 \geq 0
 \end{aligned}$$

- **Solving the above equations, yields**

$$\begin{aligned}
 P(k_0, k_1)\Lambda_0 &= P(k_0 + 1, k_1)\mu_0 \\
 P(k_0, k_1 + 1)\mu_1 &= P(k_0, k_1)\Lambda_1
 \end{aligned}$$

- **These can be written as**

$$\begin{aligned}
 P(k_0 + 1, k_1) &= \rho_0 P(k_0, k_1) \\
 P(k_0, k_1 + 1) &= \rho_1 P(k_0, k_1) \\
 \text{where } \rho_i &\text{ is given by } \Lambda_i / \mu_i
 \end{aligned}$$

12/30/2004

Dr. Ashraf S. Hasan Mahmoud

33

Proof Of the Product Form: Two-Node Network – Final Solution

- **Therefore, solving iteratively and using the normalizing condition, one can write**

$$\begin{aligned}
 P(k_0, k_1) &= (1 - \rho_0)(1 - \rho_1) \rho_0^{k_0} \rho_1^{k_1} \\
 k_0, k_1 &= 0, 1, \dots
 \end{aligned}$$

i.e. the product form applies.

12/30/2004

Dr. Ashraf S. Hasan Mahmoud

34

Example: Two-Node Network

- **Problem:** Let $\lambda = [2.0, 1.0]$, and the service rates are $\mu = [15.625, 3.75]$ – Let the routing parameters $q_{01} = 0.4$ and $q_{10} = 0.5$.
 - A) compute the total flow into each queue
 - B) Compute the traffic utilization of each queue – write an expression for the joint pmf of number of customers in the network
 - C) Compute the average number of messages in node 0 and the average number of messages in node 1
 - D) Calculate the average end-to-end delay for a customer

12/30/2004

Dr. Ashraf S. Hasan Mahmoud

35

Example: Two-Node Network – cont'd

- **Solution:**
 - A) The total flow is found by solving the following set of equations:
$$[\Lambda_0 \ \Lambda_1] = [\lambda_0 \ \lambda_1] + [\Lambda_0 \ \Lambda_1] \begin{bmatrix} 0 & q_{01} \\ q_{10} & 0 \end{bmatrix}$$

Therefore, $[\Lambda_0 \ \Lambda_1] = [3.125 \ 2.25]$
 - B) Traffic Utilization: $R = \Lambda / \mu$
$$= [0.2 \ 0.6]$$

$$P(k_0, k_1) = 0.32(0.2)^{k_0}(0.6)^{k_1} \text{ for } k_0, k_1 = 0, 1, \dots$$
 - C) $E[N_0] = R_0 / (1 - R_0) = 0.25$
 $E[N_1] = R_1 / (1 - R_1) = 1.5$

Note that $E[N] = E[N_0] + E[N_1]$
$$= 1.75$$
 - D) $E[T] = E[N] / (\lambda_0 + \lambda_1) = 0.583 \text{ seconds}$

12/30/2004

Dr. Ashraf S. Hasan Mahmoud

36

N-Node Open Jackson Networks – Problem Specification

- **Consider an N-Node open network that is characterized by**
 - Probabilistic routing matrix $Q = \{q_{ij}\}$
 - Set of external flows λ_i ; $i=1, 2, \dots, N$ - Poisson processes
 - Infinite storage at each node
- **Assume S_i servers at each node i – each having exponentially distributed service time**
 - **Departure rate from state k_i (i.e. k_i customers in node i) is equal to**

$$\mu_i d(k_i) = \begin{cases} \mu_i k_i & k_i \leq S_i \\ \mu_i S_i & k_i > S_i \end{cases}$$

12/30/2004

Dr. Ashraf S. Hasan Mahmoud

37

N-Node Open Jackson Networks – Problem Specification

- **The total flow to the i th node is computed using:**

$$\Lambda_i = \lambda_i + \sum_{j=1}^N q_{ji} \Lambda_j$$

- **The queue at node i is stable if $\Lambda_i < \mu_i S_i$; $i=1, 2, \dots, N$**

12/30/2004

Dr. Ashraf S. Hasan Mahmoud

38

N-Node Open Jackson Networks – Global Balance Equations

- Along the same lines we followed for the two-node system, the global are given by

$$P(k_1, k_2, \dots, k_N) \left[\sum_{i=1}^N (\lambda_i + \mu_i d(k_i)) \right] = \sum_{i=1}^N P(k_1, k_2, \dots, k_i - 1, \dots, k_N) \lambda_i$$

Due to an arrival


$$+ \sum_{i=1}^N P(k_1, k_2, \dots, k_i + 1, \dots, k_N) \mu_i d(k_i + 1) q_{i, N+1}$$

Due to a departure to outside the network


$$+ \sum_{i=1}^N \sum_{j=1}^N P(k_1, k_2, \dots, k_i + 1, \dots, k_j - 1, \dots, k_N) \mu_i d(k_i + 1) q_{i, j}$$

Due to a departure from node i to node j

$$\forall k_1, k_2, \dots, k_N \geq 0$$



Flow out of state
(k_1, k_2, \dots, k_N)



Flow into of state
(k_1, k_2, \dots, k_N)

12/30/2004

Dr. Ashraf S. Hasan Mahmoud

39

N-Node Open Jackson Networks – Global Balance Equations – cont'd

- We use the following substitutions in the previous global balance equation:

$$\lambda_i = \Lambda_i - \sum_{j=1}^N \Lambda_j q_{ji} \quad i = 1, 2, \dots, N$$

$$q_{i, N+1} = 1 - \sum_{j=1}^N q_{ij} \quad i = 1, 2, \dots, N$$

12/30/2004

Dr. Ashraf S. Hasan Mahmoud

40

N-Node Open Jackson Networks – Global Balance Equations – cont'd

- **Rewriting the global balance equation:**

$$\begin{aligned}
 & P(k_1, k_2, \dots, k_N) \Lambda_i + \sum_{i=1}^N P(k_1, k_2, \dots, k_i - 1, \dots, k_N) \mu_i d(k_i) \\
 & + \sum_{i=1}^N \sum_{j=1}^N P(k_1, k_2, \dots, k_j - 1, \dots, k_N) \Lambda_i q_{ij} \\
 & + \sum_{i=1}^N \sum_{j=1}^N P(k_1, k_2, \dots, k_i + 1, \dots, k_N) \mu_i d(k_i + 1) q_{ij} \\
 = & \sum_{i=1}^N P(k_1, k_2, \dots, k_i + 1, \dots, k_N) \mu_i d(k_i + 1) \\
 & + \sum_{i=1}^N P(k_1, k_2, \dots, k_i - 1, \dots, k_N) \Lambda_i \\
 & + \sum_{i=1}^N \sum_{j=1}^N P(k_1, k_2, \dots, k_i + 1, \dots, k_j - 1, \dots, k_N) \mu_i d(k_i + 1) q_{ij} \\
 & + \sum_{i=1}^N \sum_{j=1}^N P(k_1, k_2, \dots, k_N) \Lambda_i q_{ij}
 \end{aligned}$$

12/30/2004

Dr. Ashraf S. Hasan Mahmoud

41

N-Node Open Jackson Networks – Joint Probability Mass Function

- **The global balance equation is satisfied if**

$$\mu_i d(k_i + 1) P(k_1, k_2, \dots, k_i + 1, \dots, k_N) = \Lambda_i P(k_1, k_2, \dots, k_i, \dots, k_N)$$

or

$$P(k_1, k_2, \dots, k_i + 1, \dots, k_N) = \frac{R_i}{d(k_i + 1)} P(k_1, k_2, \dots, k_i, \dots, k_N)$$

where $R_i = \Lambda_i / \mu_i$

- **The solution to the above equation is given by**

$$P(k_1, k_2, \dots, k_N) = G^{-1} \prod_{i=1}^N \frac{R_i^{k_i}}{d(k_i)}; \quad \forall k_1, k_2, \dots, k_N \geq 0$$

where G^{-1} is the normalization constant

12/30/2004

Dr. Ashraf S. Hasan Mahmoud

42

N-Node Open Jackson Networks – Joint Probability Mass Function – Single Server Nodes

- Assume single server nodes – i.e. $S_i = 1 \forall i = 1, 2, \dots, N$

- Therefore, $d(j)=1; j=1,2,\dots,N$

- The joint PMF is given by

$$P(k_1, k_2, \dots, k_N) = G^{-1} \prod_{i=1}^N R_i^{k_i}; \quad \forall k_1, k_2, \dots, k_N \geq 0$$

- Hence, the normalization constant is given by

$$G^{-1} = \prod_{i=1}^N (1 - R_i)$$

- Rewriting the PMF results in

$$P(k_1, k_2, \dots, k_N) = \prod_{i=1}^N (1 - R_i) R_i^{k_i}; \quad \forall k_1, k_2, \dots, k_N \geq 0$$

12/30/2004

Dr. Ashraf S. Hasan Mahmoud

43

N-Node Open Jackson Networks – Joint Probability Mass Function – Infinite Server Nodes

- Assume infinite server nodes – i.e. $S_i = \infty \forall i = 1, 2, \dots, N$

- Therefore, $d(j)=j; j=1,2,\dots,N$

and $\prod_{j=1}^{k_i} d(j) = k_i!$

- The joint PMF is given by

$$P(k_1, k_2, \dots, k_N) = G^{-1} \prod_{i=1}^N \frac{R_i^{k_i}}{k_i!}; \quad \forall k_1, k_2, \dots, k_N \geq 0$$

- Hence, the normalization constant is given by

$$G^{-1} = \prod_{i=1}^N e^{-R_i}$$

- Rewriting the joint PMF results in

$$P(k_1, k_2, \dots, k_N) = \prod_{i=1}^N \frac{e^{-R_i}}{k_i!} R_i^{k_i}; \quad \forall k_1, k_2, \dots, k_N \geq 0$$

12/30/2004

Dr. Ashraf S. Hasan Mahmoud

44

N-Node Open Jackson Networks – Performance Calculations

- The marginal probability of node i having k_i messages is given by

$$P(Q_i = k_i) = (1 - R_i^{k_i}) R_i^{k_i}; \quad i = 1, 2, \dots, N$$

- If the nodes in the system have limited buffer size M , then probability of buffer overflow may be approximated by

$$P(Q_i \geq M) = \sum_{k_i=M}^{\infty} (1 - R_i^{k_i}) R_i^{k_i} = R_i^M; \quad i = 1, 2, \dots, N$$

- The mean and variance of total number of customers in N nodes is given by

- Prove these two equations?
- For large number of nodes, one may invoke the central-limit theorem to approximate the distribution of the total number of customers in the system by a Gaussian distribution

$$E[k_1 + k_2 + \dots + k_N] = \sum_{i=1}^N \frac{R_i}{1 - R_i}$$

$$Var[k_1 + k_2 + \dots + k_N] = \sum_{i=1}^N \frac{R_i}{(1 - R_i)^2}$$

12/30/2004

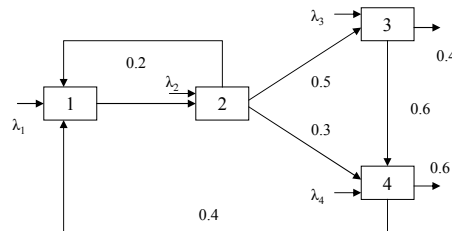
Dr. Ashraf S. Hasan Mahmoud

45

Example: N-Node Open Jackson Networks

- Problem:** Consider the network of queues depicted in figure. Assume $\lambda = [2.0, 1.0, 0.5, 0.3]$ and $\mu = [0.1, 0.07, 0.03, 0.075]$

- Find the routing matrix
- Calculate the total traffic flow vector, and the resulting loads at each queue node
- Approximate the probability mass function of the total number of customers in the system using the Gaussian distribution
- Find the exact probability mass function of the total number of customers and compare it to the one obtained in part (c).



12/30/2004

Dr. Ashraf S. Hasan Mahmoud

46

Example: N-Node Open Jackson Networks – cont'd

- **Solution:**

a) The routing matrix, Q , is given by $Q = \begin{bmatrix} 0 & 1.0 & 0 & 0 \\ 0.2 & 0 & 0.5 & 0.3 \\ 0 & 0 & 0 & 0.6 \\ 0.4 & 0 & 0 & 0 \end{bmatrix}$

b) Therefore the total traffic flow is given by $\Lambda = \lambda[I - Q]^{-1} = [4.7857 \quad 5.7857 \quad 3.3929 \quad 4.0714]$ and the loads are $R = [0.4786 \quad 0.4050 \quad 0.1018 \quad 0.3054]$

c) The mean total messages in system is given by $E[k_1 + k_2 + k_3 + k_4] = m = \sum_{i=1}^4 \frac{R_i}{1 - R_i} = 2.1514$ while the variance is given

$$Var[k_1 + k_2 + k_3 + k_4] = \sum_{i=1}^4 \frac{R_i}{(1 - R_i)^2} = 3.6632$$

or the standard deviation is

$$\sigma = \sqrt{\sum_{i=1}^4 \frac{R_i}{(1 - R_i)^2}} = 1.9139$$

12/30/2004

Dr. Ashraf S. Hasan Mahmoud

47

Example: N-Node Open Jackson Networks – cont'd

- **Solution-cont'd:**

c) Assuming the total number of customers can be approximated by a Gaussian distribution, then $f(x) = \frac{1}{\sigma\sqrt{2\pi}} e^{-(x-m)^2/(2\sigma^2)}$ where m and σ quantities are computed earlier.

Then CDF of total number of customers can be computed using $F(x) = 0.5 + 0.5 \operatorname{erf}\left(\frac{x-m}{\sigma\sqrt{2}}\right)$

Refer to the Gaussian distribution material

12/30/2004

Dr. Ashraf S. Hasan Mahmoud

48

Example: N-Node Open Jackson Networks – cont'd

- **Solution-cont'd:**

d) To calculate the exact distribution we need to evaluation the following

$$\text{Prob}(\text{total} = j) = \sum_{\forall (k_1+k_2+k_3+k_4=j)} \prod_{i=1}^4 (1-R_i) R_i^{k_i} \quad j=0,1,2,\dots$$

to obtain the PMF function.

Subsequently, the CDF is given by

$$F(k) = \sum_{j=0}^k \text{Prob}(\text{total} = j) \quad k=0,1,2,\dots$$

A Matlab code is used to find all the (k_1, k_2, k_3, k_4) that add to a particular j and then the k_i s are substituted in the above expression to calculate the PMF.

12/30/2004

Dr. Ashraf S. Hasan Mahmoud

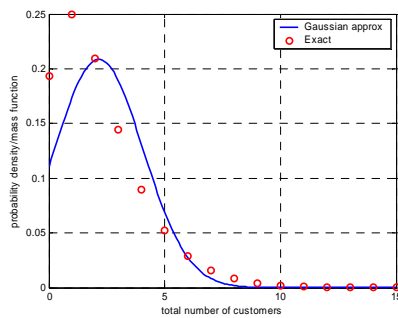
49

Example: N-Node Open Jackson Networks – cont'd

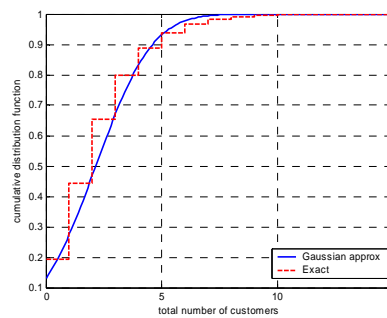
- **Solution-cont'd:**

d) The probability density/mass functions for the total number of customers in system are shown in figure (I)

The cumulative probability functions for the total number of customers in system are shown in figure (II)



(I)



(II)

12/30/2004

Dr. Ashraf S. Hasan Mahmoud

50

Example: N-Node Open Jackson Networks – cont'd (Matlab Code)

```

*      Main Code: Example4_3_1.m
0001 %
0002 % example 4.3 of Hayes
0003 clear all
0004 LineWidth = 2;
0005 Lambda = [2.0, 1.0, 0.5, 0.3];
0006 M      = 1./[0.1, 0.07, 0.03, 0.075];
0007 Q = [0 1.0 0 0; ...
0008      0.2 0 0.5 0.3; ...
0009      0 0 0 0.6; ...
0010      0.4 0 0 0];
0011
0012 Omega = Lambda + inv(eye(4) - Q);
0013 R      = Omega ./ M;
0014
0015 MeanTotal = 0;
0016 VarTotal  = 0;
0017 for i=1:4
0018     MeanTotal = MeanTotal + R(i)/(1-R(i));
0019     VarTotal  = VarTotal  + R(i)/(1-R(i))^2;
0020 end
0021 Nmax = 15; % max range for probability functions
0022 %
0023 % compute the Gaussian
0024 ng = 0:0.1:Nmax;
0025 f1 = 1./sqrt(2*pi)*VarTotal*exp(-(ng-
0026     MeanTotal).^2/(2*VarTotal));
0027 %
0028 % Compute the exact
0029 f2 = GetExactDistribution(R, Nmax);
0030 FF2 = cumsum(f2);
0031 [nE, FF2] = stairs(0:15, FF2);
0032 %
0033 % plot results
0034 figure(1);
0035 h = plot(ng, f1, '-o', nE, FF2, 'or');
0036 set(h, 'LineWidth', LineWidth);
0037 ylabel('probability density/mass function');
0038 xlabel('total number of customers');
0039 legend('Gaussian approx', 'Exact');
0040 grid
0041
0042 figure(2);
0043 h = plot(ng, F1, '-o', nE, FF2, '-or');
0044 set(h, 'LineWidth', LineWidth);
0045 ylabel('cumulative distribution function');
0046 xlabel('total number of customers');
0047 legend('Gaussian approx', 'Exact');
0048 grid

```

```

*      GetExactDistribution function
0001 function P = GetExactDistribution(R, N);
0002 %
0003 % example 4.3 of Hayes
0004 % computation of exact pmf for total
0005 % number of customers, N
0006 % R is a vector of loads
0007
0008 P = zeros(1,N+1);
0009 for i=0:N;
0010     [AllKs, m] = GetAllKs(i);
0011     for j=1:m
0012         P(i+1) = P(i) +
0013             ComputeFromJoint(AllKs(j,:), R);
0014     end
0015 end

```

```

*      GetAllKs function
0001 function [AllKs, m] = GetAllKs(N);
0002 %
0003 % function returns all possible 4 numbers that add
0004 % to N
0005 m = 0;
0006 AllKs = [];
0007 for i1=0:N
0008     for i2=0:N-i1
0009         for i3=0:N-i1-i2
0010             for i4=0:N-i1-i2-i3
0011                 if (N == (i1+i2+i3+i4)) % found one
0012                     % check if it is not already
0013                     included
0014                     % [i1 i2 i3 i4]
0015                     if (NotIncludedYet([i1 i2 i3
0016                         i4], AllKs, m))
0017                         % include it
0018                         m = m + 1;
0019                         AllKs(m,:) = [i1 i2 i3 i4];
0020                     end
0021                 end
0022             end
0023         end
0024     end
0025 end

```

Dr. Ashraf S. Hasan Mahmoud

51

Example: N-Node Open Jackson Networks – cont'd (Matlab Code)

```

*      ComputeFromJoint function
0001 function P = ComputeFromJoint(Vector, R);
0002 %
0003 % use the product form to evaluate
0004 P = 1;
0005 for i=1:length(R)
0006     P = P*(1-R(i))*R(i)^Vector(i);
0007 end

```

```

*      NotIncludedYet function
0001 function Flag = NotIncludedYet(Vector, AllKs, m)
0002 %
0003 % check if Vector is already included in AllKs
0004 Flag = 1;
0005 if (m)
0006     for i=1:m
0007         if (sum(Vector == AllKs(i,:)) == 4)
0008             % i.e. vector found
0009             Flag = 0;
0010             break;
0011         end
0012     end
0013 end

```

12/30/2004

Dr. Ashraf S. Hasan Mahmoud

52

Average Message Delay

- In an open network of N nodes, we have shown that the mean number of customers in network is given by

$$E[k_1 + k_2 + \dots + k_N] = \bar{\rho} = \sum_{i=1}^N \frac{R_i}{1 - R_i}$$

- Therefore, using Little's formula we have $\bar{\rho} = E[T] \sum_{i=1}^N \lambda_i$ where $E[T]$ is the mean delay for a customer
- We can also apply Little's formula on the individual nodes as in

$$\bar{\rho} = \sum_{i=1}^N \lambda_i E[T_i]$$

where $E[T_i]$ is the mean delay of a customer originating at node i

- However, obtaining $E[T_i]$ is not straight forward!!

12/30/2004

Dr. Ashraf S. Hasan Mahmoud

53

Average Message Delay - cont'd

- Assume Λ_i is the total flow into node i and D_i is the customer delay at node i – then another application of Little's formula results in $\bar{\rho} = \sum_{i=1}^N \Lambda_i E[D_i]$

- Combining the previous results, we obtain

$$E[T] = \frac{\sum_{i=1}^N \Lambda_i E[D_i]}{\sum_{i=1}^N \lambda_i}$$

Remember
 $\Lambda_i E[D_i] = R_i / (1 - R_i)$

- Therefore, the final result is given by $E[T] = \frac{\sum_{i=1}^N R_i / (1 - R_i)}{\sum_{i=1}^N \lambda_i}$

which is the results used in previous examples to compute the mean end-to-end delay

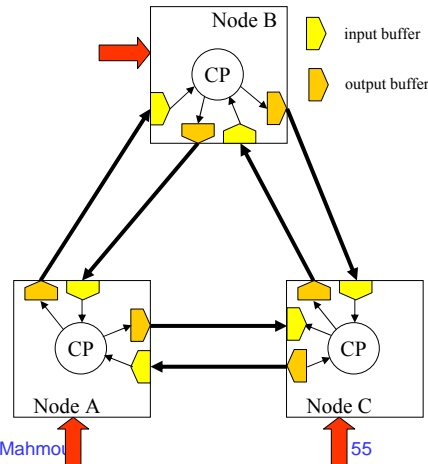
12/30/2004

Dr. Ashraf S. Hasan Mahmoud

54

Store-and-Forward Message Switched Networks

- Consider the 3-node store-and-forward network depicted in figure
- The focus is on the queueing delay in the output buffers
- Arrival of messages to output buffers is rapid and can be modeled by Poisson arrivals
 - Prob of more than one arrival in an infinitesimal time period ≈ 0
 - Accumulation of traffic from multiple lines
 - Independence!!
- Is message service time independent of the arrival process?
- Independent Assumption: the service time of a message is chosen independently at each node
 - Many sources feed into one queue – valid approximation



12/30/2004

Dr. Ashraf S. Hasan Mahmoud

55

Store-and-Forward Message Switched Networks – Delay Optimization

- **Objective:** Determine link capacities (bit/sec) so that mean end-to-delay for network is minimum
- **Assumptions and notations:**
 - Packet size = B bits
 - i th link/node/server capacity = C_i bit/sec \rightarrow mean service time is equal to $E[M_i] = E[B]/C_i$
- Previously, we have derived the mean delay to be

$$E[T] = \frac{1}{\alpha} \sum_{i=1}^N \frac{\Lambda_i E[B]}{C_i - \Lambda_i E[B]} = \frac{1}{\alpha} \sum_{i=1}^N \frac{I_i}{C_i - I_i}$$

Note that $R_i = \Lambda_i / \mu_i = \Lambda_i E[M_i] = \Lambda_i E[B] / C_i - \alpha = \Sigma \Lambda_i$
(i.e. sum of external arrivals) $- I_i = \Lambda_i E[B_i]$

12/30/2004

Dr. Ashraf S. Hasan Mahmoud

56

Store-and-Forward Message Switched Networks – Delay Optimization – cont'd

- **One can refine the mean delay formula by including the link propagation time, P_i**
– The resulting formula is

$$E[T] = \frac{1}{\alpha} \sum_{i=1}^N \left(\frac{I_i}{C_i - I_i} + \Lambda_i P_i \right)$$

12/30/2004

Dr. Ashraf S. Hasan Mahmoud

57

Store-and-Forward Message Switched Networks – Delay Optimization – cont'd

- **Let us define the following performance figure**

$$E[T^k] = \frac{1}{\alpha} \left[\sum_{i=1}^N \left(\frac{I_i}{C_i - I_i} \right)^k \right]^{1/k}$$

- **Special cases:**
 - For $k=1 \rightarrow$ mean delay
 - For $k=2 \rightarrow$ standard deviation of delay (assuming the delays are independent)

12/30/2004

Dr. Ashraf S. Hasan Mahmoud

58

Store-and-Forward Message Switched Networks – Delay Optimization – cont'd

- **Special cases (cont'd):**

- **For $k=\infty$ (refer to reference below)**

$$E[T^\infty] = \lim_{k \rightarrow \infty} \frac{1}{\alpha} \left[\sum_{i=1}^N \left(\frac{I_i}{C_i - I_i} \right)^k \right]^{1/k} = \frac{1}{\alpha} \max_i \left(\frac{I_i}{C_i - I_i} \right) = \frac{I_{k^*}}{\alpha(C_{k^*} - I_{k^*})}$$

where k^* is the value of i for which $I_i / (C_i - I_i)$ is maximum over $i=1,2,\dots,N$

- **Two applications:**

- **Given I_i ; $i=1,2, \dots, N$ determine C_i s such that mean delay is minimum – This will be tackled later**
- **Given C_i ; $i=1,2, \dots, N$ determine the routing scheme (i.e. I_i s) such that mean delay is minimum**

Meister, B.; Muller, H.; Rudin, H., Jr.; "New Optimization Criteria for Message-Switching Networks,"
IEEE Transactions on Communications, Volume: 19, Issue: 3, Jun 1971, Pages:256 - 26
12/30/2004

Dr. Ashraf S. Hasan Mahmoud

59

Example: Store-and-Forward Message Switched Networks

- **Problem: Example 4.5 in textbook is missing information (average packet size for example) and network topology is unclear.**
- **Mere numerical substitution once the missing information is given**

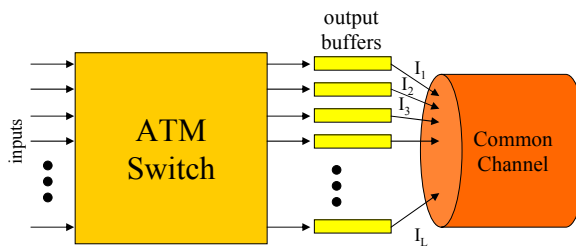
12/30/2004

Dr. Ashraf S. Hasan Mahmoud

60

Capacity Allocation

- Consider the following optimization problem that occurs in store-and-forward networks (switches for example)
- The switch hardware/software allocate capacities for the individual output links such that the sum does not exceed the total available capacity
- How would the capacities be allocated?
 - How about minimizing the average delay?



12/30/2004

Dr. Ashraf S. Hasan Mahmoud ATM Multiplexing

61

Capacity Allocation – cont'd

- We have shown the average delay to be

$$E[T] = \frac{1}{\alpha} \sum_{i=1}^L \frac{I_i}{C_i - I_i}$$

assuming we have L links. We require the sum of the individual capacities be less than some upper bound C, i.e.

$$C \geq \sum_{i=1}^L C_i$$

- You can show that the individual C_is should be give by

$$C_l = I_l + \frac{(C - \sum_{i=1}^N I_i) \sqrt{I_l}}{\sum_{i=1}^N \sqrt{I_i}}; \quad l = 1, 2, \dots, L$$

12/30/2004

Dr. Ashraf S. Hasan Mahmoud

62

Capacity Allocation – cont'd

- **Note the allocated capacity is the minimum required (I_i) plus a fraction of the remaining capacity ($C - \sum I_i$)**
- **The minimum average is equal to**

$$E[T]_{\min} = \frac{1}{\alpha} \frac{\left(\sum_{i=1}^N \sqrt{I_i}\right)^2}{C - \sum_{i=1}^N I_i}$$

12/30/2004

Dr. Ashraf S. Hasan Mahmoud

63

Example: Capacity Allocation

- **Problem: Assume 10 OC-1 (51.84 Mb/s) inputs are multiplexed on an output link who is total capacity is OC-12 (622.08 Mb/s) – If the volume of the input lines is chosen at random, determine the optimal allocation for each case and the average and standard deviation of the overall delay.**

For a nice table of the OC hierarchy please refer to <http://www.linktionary.com/o/oc.html>

12/30/2004

Dr. Ashraf S. Hasan Mahmoud

64

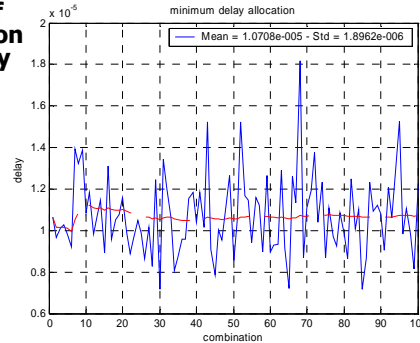
Example: Capacity Allocation – cont'd

- **Solution: It can be seen that if the optimum capacity allocation is always used, the mean delay is $1.07\text{e-}5$ while the standard deviation is $1.9\text{e-}6$**

```

0001 clear all
0002 OC1 = 51.84e6;
0003 OC12 = 622.08e6;
0004 L = 10; % L inputs
0005 N = 100;
0006 for i=1:N
0007     Is = OC1 * rand(1,L);
0008     RemC = OC12 - sum(Is);
0009     Cs = Is + RemC * sqrt(Is)./sum(sqrt(Is));
0010     Alpha = sum(Is)/(53*8);
0011     T(i) = sum(sqrt(Is))^2/RemC/Alpha;
0012 end
0013 for i=1:N % compute mean
0014     TM(i) = mean(T(1:i));
0015 end
0016
0017 figure(1);
0018 h = plot(1:N, T, '-.', 1:N, TM, '--r');
0019 title('minimum delay allocation');
0020 xlabel('combination');
0021 ylabel('delay');
0022 legend(['Mean = ' num2str(mean(T)) ' - Std = '
         num2str(std(T))]);
0023 grid
12/30/2004

```



What are the units of the delay in the above curve?

Dr. Ashraf S. Hasan Mahmoud

65

Closed Jackson Networks

- **Closed: fixed number of messages circulate within the network with neither arrivals to nor departures from the network**
- **Classic application – computer system**
 - **Over a short period it can be assumed that tasks/processes/customers neither enter nor leave the system**

12/30/2004

Dr. Ashraf S. Hasan Mahmoud

66

Closed Jackson Networks – Traffic Equation

- Since there are no external arrivals, the traffic equation reduces to

$$\Lambda_i = \sum_{j=1}^N q_{ji} \Lambda_j$$

$$[\Lambda_1 \ \Lambda_2 \ \dots \ \Lambda_N] = [\Lambda_1 \ \Lambda_2 \ \dots \ \Lambda_N] \begin{bmatrix} 0 & q_{12} & \dots & q_{1N} \\ q_{21} & 0 & \dots & q_{2N} \\ \vdots & & & \\ q_{N1} & q_{N2} & \dots & 0 \end{bmatrix}$$

$$\Lambda = \Lambda Q$$

$$\Lambda^T = Q^T \Lambda^T$$

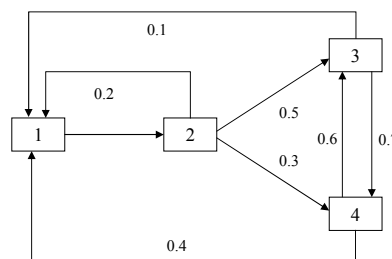
Note that Λ is the transpose of the eigenvector for the matrix Q^T corresponding to the eigenvalue 1!!

For a nice and very brief introduction to eigenvalues and eigenvectors please refer to <http://www.sosmath.com/matrix/eigen0/eigen0.html> or <http://maths.ucd.ie/courses/math1200/algebra/algebranotes7-1.pdf>
In Matlab do "help eig" to get help regarding eigenvalues/vectors calculations

12/30/2004

Example: Traffic Equation for Closed Networks

- **Problem:** For the closed network shown in figure,
 - Find the routing matrix, Q ?
 - Compute the total flows into each node?



12/30/2004

Dr. Ashraf S. Hasan Mahmoud

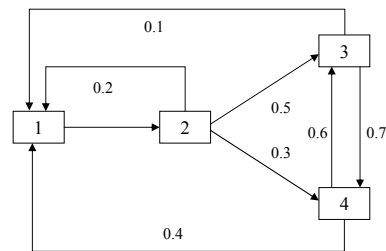
68

Example: Traffic Equation for Closed Networks

- **Solution:**

A) The routing matrix, Q:

$$Q = \begin{bmatrix} 0 & 1.0 & 0 & 0 \\ 0.2 & 0 & 0.5 & 0.3 \\ 0.1 & 0.2 & 0 & 0.7 \\ 0.4 & 0 & 0.6 & 0 \end{bmatrix}$$



12/30/2004

Dr. Ashraf S. Hasan Mahmoud

69

Example: Traffic Equation for Closed Networks

- **Solution:**

B) The eigenvectors/values are calculated as shown

Hence, the *relative flows* are

$$\Lambda = [1.0 \ 1.31 \ 1.53 \ 1.46]$$

```
>> [Vectors, Values] = eig(Q');
>> Vectors

Vectors =
    0.3728    0.0490 - 0.2601i    0.0490 + 0.2601i   -0.2709
    0.4870   -0.7672           -0.7672           0.5362
    0.5710    0.2160 + 0.1956i    0.2160 - 0.1956i   -0.6822
    0.5458    0.5022 + 0.0645i    0.5022 - 0.0645i    0.4169

>> Values

Values =
    1.0000         0         0         0
         0   -0.1202 + 0.2880i         0         0
         0         0   -0.1202 - 0.2880i         0
         0         0         0         -0.7596

>> Vectors(:,1)./Vectors(1,1)

ans =
    1.0000
    1.3063
    1.5315
    1.4640
```

12/30/2004

Dr. Ashraf S. Hasan Mahmoud

70

Closed Jackson Networks – Global Balance Equations

- **Same assumptions as before**
 - Exponential and independent service time
 - S_i servers at node i
- **K – total number of customers**
- **An easy extension to the equations derived for open networks**

$$P(k_1, k_2, \dots, k_N) \sum_{i=1}^N \mu_i d(k_i) = \sum_{i=1}^N \sum_{j=1}^N \mu_i d(k_i + 1) q_{ij} P(k_1, k_2, \dots, k_i - 1, \dots, k_j + 1, \dots, k_N)$$

$$\forall k_1, k_2, \dots, k_N \geq 0$$

12/30/2004

Dr. Ashraf S. Hasan Mahmoud

71

Closed Jackson Networks – Global Balance Equations – cont'd

- **It can be shown (following the same derivation process as that for open networks), the joint pmf is given by**

$$P(k_1, k_2, \dots, k_N) = G(K, N)^{-1} \prod_{i=1}^N \left[R_i^{k_i} / \prod_{j=1}^{k_i} d(j) \right]$$

$$= \begin{cases} G(K, N)^{-1} \prod_{i=1}^N R_i^{k_i} & \text{single server nodes} \\ G(K, N)^{-1} \frac{\prod_{i=1}^N R_i^{k_i}}{k_i!} & \text{infinite server nodes} \end{cases}$$

where $\Lambda_1, \Lambda_2, \dots, \Lambda_N$ is the solution to the traffic equation. $R_i = \Lambda_i / \mu_i$ and $G(K, N)$ is a the normalization constant

12/30/2004

Dr. Ashraf S. Hasan Mahmoud

72

Convolution Algorithm

- **How to calculate the normalization constant?**
- **Exhaustive method: find all (k_1, k_2, \dots, k_N) such that $\sum k_i = K$ – substitute in joint pmf and compute the constant $G(K,N)$ such that the sum is equal to 1.**
 - There are $(N+K-1)!/(K!(N-1)!)$ ways - e.g. $N = 4, K = 7 \rightarrow 120$ combinations!!
 - Prohibitive!!
- **Use convolution algorithms**

12/30/2004

Dr. Ashraf S. Hasan Mahmoud

73

Convolution Algorithm – Buzen – Simplified Version

- **Single server nodes \rightarrow service rate is always μ – does not depend on number of customers at node**
- **Define $S(k,n) = \{k_1, k_2, \dots, k_n / \sum k_i = k; 0 \leq k \leq K; 1 \leq n \leq N\}$**
- **Define $G(k,n)$ by summing over the set $S(k,n)$**
$$G(k,n) = \sum_{S(k,n)} \prod_{i=1}^n R_i^{k_i}$$
- **$G(k,n)$ is the sum over all possible ways of dispersing k messages among n nodes.**

12/30/2004

Dr. Ashraf S. Hasan Mahmoud

74

Convolution Algorithm – Buzen – Simplified Version – cont'd

- **How to compute $G(k,n)$? – consider splitting the summation into**
 - $kn = 0$
 - $kn > 0$
- **Therefore we can write $G(k,n)$ as**

$$G(k,n) = \sum_{\substack{S(k,n) \\ k_n=0}} \prod_{i=1}^n R_i^{k_i} + \sum_{\substack{S(k,n) \\ k_n>0}} \prod_{i=1}^n R_i^{k_i}$$

- **But the first summation is just the sum over the first $n-1$ nodes since the n th node is empty. i.e. $G(k,n-1)$**
- **For the second summation – there is at least one message in node n – i.e. there are at most $k-1$ *other* messages in the total network. i.e. $G(k-1,n)$**
- **Hence, the $G(k,n)$ can be written as**

$$G(k,n) = G(k,n-1) + R_n G(k-1,n)$$

12/30/2004

Dr. Ashraf S. Hasan Mahmoud

75

Convolution Algorithm – Buzen – Simplified Version – cont'd

- **We can show that**

$$G(k,n) = G(k,n-1) + R_n G(k-1,n)$$

- **The initiating values:**

$$G(k,1) = R_1^k; \quad k = 1, 2, \dots, K$$

$$G(0,n) = 1; \quad n \geq 1$$

- **What is $G(1,n)$ equal to for $n > 0$?**

12/30/2004

Dr. Ashraf S. Hasan Mahmoud

76

Example: Convolution Algorithm

- **Problem:** Assume a four node network with the routing matrix Q

Assume $\mu = [2.5 \ 2.5 \ 2.5 \ 2.5]$ and finite population of $K = 7$.

A) Find the relative total flows

B) Compute the joint distribution $P(k_1, k_2, k_3, k_4)$

$$Q = \begin{bmatrix} 0 & 0.75 & 0.25 & 0 \\ 0.05 & 0 & 0.15 & 0.8 \\ 0.25 & 0.25 & 0 & 0.5 \\ 0.4 & 0.35 & 0.25 & 0 \end{bmatrix}$$

12/30/2004

Dr. Ashraf S. Hasan Mahmoud

77

Example: Convolution Algorithm

- **Solution:** Closed Network $K = 7, N = 4$
A) Relative flows (found in the same manner as previous example)

$$\Lambda = [1.0000 \ 1.5844 \ 0.9195 \ 1.7273]$$

B) To compute the joint distribution $P(k_1, k_2, k_3, k_4)$, we need to compute:

$$R = \Lambda / \mu \\ = [0.4000 \ 0.6338 \ 0.3678 \ 0.6909]$$

Note R is the RELATIVE loading

We also need to compute $G(K, N)$ using Buzen's convolution algorithm

12/30/2004

Dr. Ashraf S. Hasan Mahmoud

78

Example: Convolution Algorithm – cont'd

- **Solution: cont'd**
Using the recursive algorithm (Refer to Matlab code) – $G(7,4) = 1.7036$

Therefore the joint pmf is equal to

$$P(k_1, k_2, \dots, k_N) = \prod_{i=1}^N R_i^{k_i} / G(K, N)$$

$$= (0.4)^{k_1} (0.6338)^{k_2} (0.0.3678)^{k_3} (0.0.6910)^{k_4} / 1.7036$$

12/30/2004

Dr. Ashraf S. Hasan Mahmoud

79

Example: Convolution Algorithm – cont'd

- **Solution: cont'd**
The following code implements the recursive algorithm:

```
0001 %
0002 % Example 4.8
0003
0004 K = 7;
0005 N = 4;
0006 M = 2.5*ones(1,N);
0007
0008 Q = [0    0.75  0.25  0; ...
0009      0.05  0    0.15  0.8; ...
0010      0.25  0.25  0    0.5; ...
0011      0.4   0.35  0.25  0];
0012
0013 [Vectors, Values] = eig(Q');
0014 RFlows = Vectors(:,1)'/Vectors(1,1); % relative flows
0015 RR      = RFlows./M; % compute relative loads
0016
0017 ks = 0:K;
0018 ns = 1:N;
0019 G_K_N = zeros(K+1,N);
0020 %
0021 % fill initial values
0022 G_K_N(1,:) = ones(1,N);
0023 G_K_N(:,1) = RR(1).^ks';
0024 %
0025 % fill the remaining of the matrix
0026 for n=2:N
0027     for k=1:K
0028         G_K_N(k+1, n) = G_K_N(k+1, n-1) + RR(n)*G_K_N(k, n);
0029     end
0030 end
```

Program output:

```
>> RFlows
RFlows =
    1.0000    1.5844    0.9195    1.7273
>> RR
RR =
    0.4000    0.6338    0.3678    0.6909
>> G_K_N
G_K_N =
    1.0000    1.0000    1.0000    1.0000
    0.4000    1.0338    1.4016    2.0925
    0.1600    0.8152    1.3306    2.7764
    0.0640    0.5806    1.0700    2.9882
    0.0256    0.3936    0.7871    2.8517
    0.0102    0.2597    0.5492    2.5195
    0.0041    0.1687    0.3707    2.1114
    0.0016    0.1085    0.2449    1.7036
>>
```

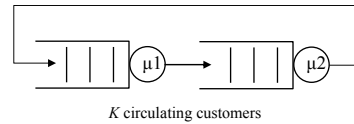
12/30/2004

Dr. Ashraf S. Hasan Mahmoud

80

Example: Two-Node Network

- **Problem:** Assume a network as shown in Figure with K total number of customers. The service rate for nodes 1 and 2 are μ_1 and μ_2 , respectively. Using the theory of closed networks
- A) Derive the joint probability mass function
- B) Derive the marginal distributions for each of the nodes



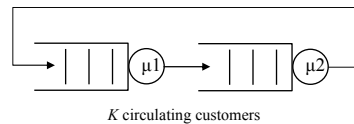
12/30/2004

Dr. Ashraf S. Hasan Mahmoud

81

Example: Two-Node Network – cont'd

- **Solution:**



This problem was solved in **Assignment #2** as an example of a birth-and-death process.

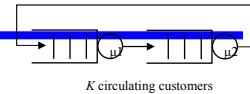
Apply the theory of closed networks and make sure get matching answers

12/30/2004

Dr. Ashraf S. Hasan Mahmoud

82

Example: Two-Node Network – cont'd



- **Solution:**

The routing matrix is given by $Q = \begin{bmatrix} 0 & 1 \\ 1 & 0 \end{bmatrix}$
 Q^T has two eigen values: **1** and **-1**. The vector corresponding to the eigen value **1** is $\sqrt{2}(1,1)^T$.

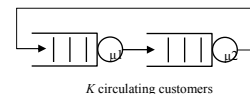
Therefore, the relative total flow is given by $\Lambda = [1 \ 1]$ and the relative loading is given by $R = [1/\mu_1 \ 1/\mu_2]$

12/30/2004

Dr. Ashraf S. Hasan Mahmoud

83

Example: Two-Node Network – cont'd



- **Solution:**

From the closed network theory, the joint pmf is given by

$$P(k_1, k_2) = \frac{R_1^{k_1} R_2^{k_2}}{G(K, 2)}$$

To find $G(K, 2)$ we either use the exhaustive method or follow the convolution algorithm explained in class

The exhaustive method: all (k_1, k_2) states such that $k_1 + k_2 = K$ can be written as $(k_1, K - k_1)$ for $k_1 = 0, 1, \dots, K$

Therefore $G(K, 2) = \sum_{k_1=0}^K R_1^{k_1} R_2^{K-k_1}$

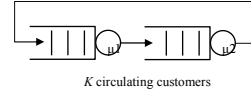
12/30/2004

Dr. Ashraf S. Hasan Mahmoud

84

Example: Two-Node Network – cont'd

- Solution:**



The convolution method: is shown in table on the side – Again, $G(K,2)$ is given by

$$G(K,2) = \sum_{i=0}^K R_1^i R_2^{K-i}$$

0	1	2
1	R_1	$R_1 + R_2$
2	R_1^2	$R_1^2 + R_1 R_2 + R_2^2$
3	R_1^3	$R_1^3 + R_1^2 R_2 + R_1 R_2^2 + R_2^3$
...
K	R_1^K	$\sum_{i=0}^K R_1^i R_2^{K-i}$

Therefore the final joint PMF is given by

$$P(k_1, k_2) = \frac{R_1^{k_1} R_2^{k_2}}{\sum_{i=0}^K R_1^i R_2^{K-i}}$$

12/30/2004

Dr. Ashraf S. Hasan Mahmoud

85

Example: Two-Node Network – cont'd

- Solution:**

The marginal distribution for node 1 is given by

$$P(k_1) = P(k_1, K - k_1) = \frac{R_1^{k_1} R_2^{K-k_1}}{\sum_{i=0}^K R_1^i R_2^{K-i}}$$

$$= \frac{R_2^K (R_1/R_2)^{k_1}}{R_2^K \sum_{i=0}^K (R_1/R_2)^i}$$

$$= \frac{(\mu_2/\mu_1)^{k_1}}{\sum_{i=0}^K (\mu_2/\mu_1)^i}$$

The same result obtained before

$$= \frac{1 - \mu_2/\mu_1}{1 - (\mu_2/\mu_1)^{K+1}} \left(\frac{\mu_2}{\mu_1} \right)^{k_1}$$

12/30/2004

Dr. Ashraf S. Hasan Mahmoud

86

Mean Number of Message in Each Queue

- **Consider a closed network with K messages and N nodes**
- **Probability of node i having k customers or more (i.e. K-k or less are dispersed in the rest of N-1 nodes) is given by**

$$\begin{aligned} \text{Prob}(Q_i \geq k) &= \frac{\sum_{s_{k_i \geq k}} \prod_{i=1}^N R_i^{k_i}}{G(K, N)} = \frac{R_i^k \sum_{s(K-k, N)} \prod_{i=1}^N R_i^{k_i}}{G(K, N)} \\ &= \frac{R_i^k G(K-k, N)}{G(K, N)}; \quad k \geq 1 \end{aligned}$$

12/30/2004

Dr. Ashraf S. Hasan Mahmoud

87

Mean Number of Message in Each Queue – cont'd

- **Therefore, Probability of node i having exactly k customers is given by**

$$\begin{aligned} \text{Prob}(Q_i = k) &= \text{Prob}(Q_i \geq k) - \text{Prob}(Q_i \geq k+1) \\ &= \frac{R_i^k G(K-k, N) - R_i^{k+1} G(K-k-1, N)}{G(K, N)} \end{aligned}$$

- **Therefore, the mean number of customers in node i is given by**

$$\begin{aligned} E[K_i] &= \sum_{k=0}^K k \text{Prob}(Q_i = k) \\ &= \frac{1}{G(K, N)} \sum_{k=0}^K k [R_i^k G(K-k, N) - R_i^{k+1} G(K-k-1, N)] \end{aligned}$$

12/30/2004

Dr. Ashraf S. Hasan Mahmoud

88

Mean Number of Message in Each Queue – cont'd

- **The previous formula can be simplified to be**

$$E[K_i] = \frac{1}{G(K, N)} \sum_{k=1}^K R_i^k G(K - k, N); \quad i = 1, 2, \dots, N$$

- **Can you do the above simplification?**
- **What is $\sum_{i=1}^N E[K_i]$ equal to? Prove?**

12/30/2004

Dr. Ashraf S. Hasan Mahmoud

89

Absolute Flows

- **The derived quantities Λ_i and R_i were all relative**
- **Let us derive ρ_i or the i^{th} node utilization**
- **From definition of $\rho_i = \text{Prob}(Q_i \geq 1)$, therefore**

$$\text{Prob}[Q_i \geq 1] = \rho_i = \frac{R_i G(K-1, N)}{G(K, N)}$$

- **The absolute flow is equal to ρ_i divided by the average service time, i.e.**

$$\Omega_i = \frac{\Lambda_i G(K-1, N)}{G(K, N)}; \quad i = 1, 2, \dots, N$$

Remember $R_i = \Lambda_i / \mu_i = \Lambda_i M_i$,
where M_i is the average service time

12/30/2004

Dr. Ashraf S. Hasan Mahmoud

90

Message Delays

- **The average delay of a message through the i th node can be derived from the mean number of message in node through the application of Little's formula**

$$E[D_i] = \frac{E[K_i]}{\Omega_i}$$

12/30/2004

Dr. Ashraf S. Hasan Mahmoud

91

Example: Four-node Networks

- **Problem: Using the four node network specified on slide 77**
 - a) Compute the mean number of customers in each of the four nodes**
 - b) Compute the absolute flow into each node**
 - c) Compute the mean delay through each of the four nodes**

12/30/2004

Dr. Ashraf S. Hasan Mahmoud

92

Example: Four-node Networks

- **Solution:** Refer to Matlab code on next slide for implementation of previous formula

a) The mean number of customers per node is given by
[0.9071 2.3589 0.7858 2.9483]

b) Absolute flows: [1.2393 1.9636 1.1395 2.1407]

c) Mean delays: [0.7319 1.2013 0.6896 1.3773]

Note that sum of mean number of customers should be equal to $K = 7!!$

- Regarding the Matlab code implementation: note that $G_{K,N}$ matrix is of size $K+1$ by N – where 1st row corresponds to $k=0$, 2nd row to $k=1$, ..., and $K+1$ st row to $k=K$.
 - Therefore, $G(K-1,N)$ in the previous formulas corresponds to $G_{K,N}(K,N)$ in the Matlab code. Similarly, $G(K-2,N)$ in formula corresponds to $G_{K,N}(K-1,N)$ in the Matlab code, and so on

12/30/2004

Dr. Ashraf S. Hasan Mahmoud

93

Example: Four-node Networks

Solution: Matlab code for example

```
0001 %
0002 % Example 4.8
0003 K = 7;
0004 N = 4;
0005 M = 2.5*ones(1,N);
0006
0007 Q = [0 0.75 0.25 0; ...
0008 0.05 0 0.15 0.8; ...
0009 0.25 0.25 0 0.5; ...
0010 0.4 0.35 0.25 0];
0011
0012 [Vectors, Values] = eig(Q');
0013 RFlows = Vectors(:,1)'/Vectors(1,1); % relative flows
0014 RR = RFlows./M; % compute relative loads
0015
0016 ks = 0:K;
0017 ns = 1:N;
0018 G_K_N = zeros(K+1,N);
0019 %
0020 % fill initial values
0021 G_K_N(1,:) = ones(1,N);
0022 G_K_N(:,1) = RR(1)'./ks';
0023 %
0024 % fill the remaining of the matrix
0025 for n=2:N
0026     for k=1:K
0027         G_K_N(k+1, n) = G_K_N(k+1, n-1) + RR(n)*G_K_N(k, n);
0028     end
0029 end
0030 %
0031 % Mean numbers
0032 for i=1:N
0033     Kmean(i) = sum(RR(i).^(1:K) .* G_K_N(K:-1:1,N))/...
0034         G_K_N(K+1,N);
0035 end
0036 Omega = RFlows*G_K_N(K,N)/G_K_N(K+1,N);
0037 Dmean = Kmean./Omega;
```

```
>> Example_4_8
>> RFlows
RFlows =
    1.0000    1.5844    0.9195    1.7273
>> RR
RR =
    0.4000    0.6338    0.3678    0.6909
>> Kmean
Kmean =
    0.9071    2.3589    0.7858    2.9483
>> Omega
Omega =
    1.2393    1.9636    1.1395    2.1407
>> Dmean
Dmean =
    0.7319    1.2013    0.6896    1.3773
>>
```

12/30/2004

Dr. Ashraf S. Hasan Mahmoud

94

Infinite Server Case

- **How to compute the normalizing constant**

$$G(k, n) = \sum_{s(k, n)} \prod_{i=1}^n \frac{R_i^{k_i}}{k_i!}$$

for an infinite server case

- **The above is the multinomial expansion, i.e.**

$$G(k, n) = \frac{\left[\sum_{i=1}^n R_i \right]^k}{k!}$$

The binomial expansion is given by

$$(p + q)^k = \sum_{i=0}^k \binom{k}{i} p^i q^{k-i}$$

This is generalized by the multinomial expansion:

$$(x_1 + x_2 + \dots + x_n)^k = \sum_{k_1 + k_2 + \dots + k_n = k} \frac{k!}{k_1! k_2! \dots k_n!} x_1^{k_1} x_2^{k_2} \dots x_n^{k_n}$$

12/30/2004

Dr. Ashraf S. Hasan

Infinite Server Case – Joint and Marginal Distributions

- **Therefore, the joint pmf for the closed network case with infinite servers case is given by**

$$P(k_1, k_2, \dots, k_N) = \frac{K! \prod_{i=1}^N [R_i^{k_i} / k_i!]}{\left[\sum_{i=1}^N R_i \right]^K}$$

- **The marginal distribution of the Nth node can also be found as an application of the multinomial expansion:**

$$P(K_N = m) = \sum_{s(K-m, N-1)} \frac{K! \prod_{i=1}^N [R_i^{k_i} / k_i!]}{\left[\sum_{i=1}^N R_i \right]^K} = \binom{K}{m} R_N^m \frac{\left[\sum_{i=1}^{N-1} R_i \right]^{K-m}}{\left[\sum_{i=1}^N R_i \right]^K}$$

12/30/2004

Dr. Ashraf S. Hasan Mahmoud

96

Finite Server Case – Joint and Marginal Distributions – cont'd

- **The previous expression can be applied to obtain the marginal distribution for any node**

12/30/2004

Dr. Ashraf S. Hasan Mahmoud

97

Finite Server Case – Mean Number of Customers & Absolute Flows

- **Show that the mean number of customers in the i^{th} node is equal to**

$$E[K_i] = \frac{KR_i}{\sum_{i=1}^N R_i}; \quad i = 1, 2, \dots, N$$

Note that the sum of the mean is equal to K!!

- **The i^{th} absolute flow is given by**

$$\Omega_i = \frac{K\lambda_i}{\sum_{i=1}^N R_i}; \quad i = 1, 2, \dots, N$$

12/30/2004

Dr. Ashraf S. Hasan Mahmoud

98

Example: Infinite Server Case

- **Problem:** Consider the previous four node problem where the single servers are replaced with infinite server models.
 - a) Calculate the average number of customers in each of the 4 nodes?
 - b) Calculate the absolute flows to each of the 4 nodes

12/30/2004

Dr. Ashraf S. Hasan Mahmoud

99

Example: Infinite Server Case

- **Solution:**
 - a) $K = 7, N = 4$

In the previous example, relative flows and loadings were found to be:

$$\Lambda = [1.0000 \quad 1.5844 \quad 0.9195 \quad 1.7273]$$
$$R = \Lambda / \mu$$
$$= [0.4000 \quad 0.6338 \quad 0.3678 \quad 0.6909]$$

$$E[K_i] = KR_i / \sum R_i$$
$$E[K_i] = [1.3381 \quad 2.1202 \quad 1.2304 \quad 2.3113]$$

Check $\sum K_i = K = 7$.
 - b) The absolute flows are given by:
$$\Omega = [3.3453 \quad 5.3004 \quad 3.0760 \quad 5.7783]$$

12/30/2004

Dr. Ashraf S. Hasan Mahmoud

100

Example: Infinite Server Case

```
• Solution:
0001 %
0002 % Example 4.8
0003 K = 7;
0004 N = 4;
0005 M = 2.5*ones(1,N);
0006
0007 Q = [0 0.75 0.25 0; ...
0008 0.05 0 0.15 0.8; ...
0009 0.25 0.25 0 0.5; ...
0010 0.4 0.35 0.25 0];
0011
0012 [Vectors, Values] = eig(Q');
0013 RFlows = Vectors(:,1)'./Vectors(1,1); %
0014 RR = RFlows./M; % compute relative loads
0015
0016 KMean = K*RR./sum(RR);
0017 Omega = K*RFlows./sum(RR);

>> Example_4_9
>> KMean
KMean =
    1.3381    2.1202    1.2304    2.3113
>> sum(KMean)
ans =
    7
>> Omega
Omega =
    3.3453    5.3004    3.0760    5.7783
>>
```

12/30/2004

Dr. Ashraf S. Hasan Mahmoud

101

Mean Value Analysis

- **Numerical problems arise when attempting to compute the normalization constant using the convolutional method**
- **Alternative – Mean value analysis**
 - It yields averages rather than distributions
 - Usually sufficient for most applications.
- **Based on the arrival theorem:**
 - Within a closed chain containing k messages, the distribution of the number of messages of its own class seen by a message arriving at a node is the steady-state distribution for the case of one less message in the chain, $k-1$.
 - In contrast – for Poisson arrivals in an open network, the steady-state distribution and the distribution seen by an arriving message are identical
- **For a simplified proof of the arrival theorem, refer to chapter 9 of Leon Garcia's textbook.**

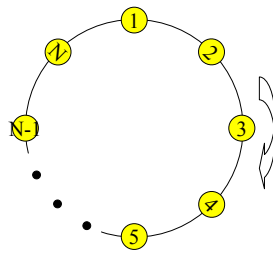
12/30/2004

Dr. Ashraf S. Hasan Mahmoud

102

Mean Value Analysis – Closed Chains

- Consider a closed chain as shown in figure
- Assume:
 - no of circulating messages is k
 - Service time in node i is M_i ; $i=1,2, \dots, N$



12/30/2004

Dr. Ashraf S. Hasan Mahmoud

103

Mean Value Analysis – Closed Chains – cont'd

- Delay at node i , is $d_i(k) = M_i[1+n_i(k-1)]$; $k=1,2, \dots, K$ – where $n_i(k-1)$ is the average number of customers found in queue (or when there are $k-1$ customers circulating) by the k^{th} customer
- Throughput $\lambda(k) = k / \sum d_i(k)$; $k=1,2, \dots, K$ – the sum is carried over all N nodes
 - Note $\sum d_i(k)$ is the total delay around the chain
- Applying Little's formula again $n_i(k) = \lambda(k) d_i(k)$; $i=1,2, \dots, N$; and $k=1,2, \dots, K$.
- The above procedure is used iteratively to find $d_i(K)$ and $n_i(K)$
 - Initially $n_i(0) = 0$; for $i=1,2, \dots, N$

12/30/2004

Dr. Ashraf S. Hasan Mahmoud

104

Example: Mean Value Analysis – Closed Chains

- **Problem:** Consider the example of a closed chain with $K = 14$, and $N = 6$. Assume $M = [2.5, 0.75, 0.03, 0.2, 0.5, 1.2]$.
 - a) Compute the mean number of message at each node.
 - b) Use the detailed method outlined on slide 89 to calculate the mean number of message at each node

12/30/2004

Dr. Ashraf S. Hasan Mahmoud

105

Example: Mean Value Analysis – Closed Chains

- **Solution:**

Direct application of the iterative algorithm reveals that

$$n_i(K) = [12.2999 \quad 0.4285 \quad 0.0121 \quad 0.0870 \quad 0.2500 \quad 0.9225]$$
$$d_i(K) = [30.7514 \quad 1.0713 \quad 0.0304 \quad 0.2174 \quad 0.6250 \quad 2.3063],$$

and

$$\lambda(k) = 0.400$$

The following slide shows the intermediate solutions

12/30/2004

Dr. Ashraf S. Hasan Mahmoud

106

Example: Mean Value Analysis - Closed Chains

- Solution:**

```

0001 %
0002 % Example 4.10a
0003 K = 14;
0004 N = 6;
0005 M = [2.5 0.75 0.03 0.2 0.5 1.2];
0006
0007 n_k_i = zeros(K+1,N);
0008 d_k_i = zeros(K,N);
0009 for k=1:K
0010     d_k_i(k,:) = M .* ( 1 + n_k_i(k,:) );
0011     Lambda(k) = k./sum(d_k_i(k,:));
0012     n_k_i(k+1,:) = Lambda(k) .* d_k_i(k,:);
0013 end
    
```

12/30/2004

Dr. Ashraf S. Hasan Mahmoud

107

Example: Mean Value Analysis - Closed Chains

- Solution:**

Output is as shown:

```

>> Example_4_10a
>> n_k_i
n_k_i =
    
```

	0	0	0	0	0	0
k=0	0.4826	0.1448	0.0058	0.0386	0.0965	0.2317
k=1	1.0855	0.2514	0.0088	0.0608	0.1606	0.4328
k=2	1.7990	0.3239	0.0104	0.0732	0.2002	0.5933
	2.6043	0.3695	0.0113	0.0799	0.2234	0.7116
	3.4791	0.3966	0.0117	0.0834	0.2362	0.7930
⋮	4.4022	0.4118	0.0119	0.0852	0.2430	0.8459
⋮	5.3568	0.4200	0.0120	0.0861	0.2465	0.8786
⋮	6.3308	0.4242	0.0121	0.0865	0.2483	0.8980
⋮	7.3163	0.4264	0.0121	0.0868	0.2492	0.9092
	8.3083	0.4275	0.0121	0.0869	0.2496	0.9156
	9.3040	0.4281	0.0121	0.0869	0.2498	0.9190
	10.3018	0.4283	0.0121	0.0869	0.2499	0.9209
	11.3006	0.4285	0.0121	0.0869	0.2500	0.9220
k=13						
k=14	12.2999	0.4285	0.0121	0.0870	0.2500	0.9225
	i=1	i=2	i=3	i=4	i=5	i=6

$n_i(K)$ →

12/30/2004

Dr. Ashraf S. Hasan Mahmoud

108

Example: Mean Value Analysis - Closed Chains

• **Solution:**
Output is as shown:

```
>> d_k_i
```

	i=1	i=2	i=3	i=4	i=5	i=6
k=0	2.5000	0.7500	0.0300	0.2000	0.5000	1.2000
k=1	3.7066	0.8586	0.0302	0.2077	0.5483	1.4780
k=2	5.2137	0.9386	0.0303	0.2122	0.5803	1.7194
	6.9975	0.9929	0.0303	0.2146	0.6001	1.9119
	9.0109	1.0272	0.0303	0.2160	0.6117	2.0539
•	11.1978	1.0474	0.0304	0.2167	0.6181	2.1516
•	13.5056	1.0588	0.0304	0.2170	0.6215	2.2151
•	15.8920	1.0650	0.0304	0.2172	0.6233	2.2543
•	18.3270	1.0682	0.0304	0.2173	0.6241	2.2776
	20.7907	1.0698	0.0304	0.2174	0.6246	2.2911
	23.2708	1.0706	0.0304	0.2174	0.6248	2.2987
	25.7601	1.0710	0.0304	0.2174	0.6249	2.3029
	28.2544	1.0712	0.0304	0.2174	0.6250	2.3051
k=13						
k=14	30.7514	1.0713	0.0304	0.2174	0.6250	2.3063

$d_i(K)$ →

```
>> Lambda
```

Columns 1 through 7	$\lambda(K)$
0.1931 0.2929 0.3450 0.3722 0.3861 0.3931	0.3931
Columns 8 through 14	
0.3984 0.3992 0.3996 0.3998 0.3999 0.4000	0.4000

↙

12/30/2004

Dr. Ashraf S. Hasan Mahmoud

Example: Mean Value Analysis - Closed Chains

• **Solution:**

b) Using the detailed method: The code on slide 96 is modified to solve for this particular network.

The routing matrix Q is changed to reflect the new routing policy for this chain.

Furthermore, the eigen vector corresponding to eigen value 1 is the 6th column.

12/30/2004

Dr. Ashraf S. Hasan Mahmoud

110

Example: Mean Value Analysis – Closed Chains

```

>> G_K_N
G_K_N =
    1.0e+006 *
    0.0000    0.0000    0.0000    0.0000    0.0000    0.0000
    0.0000    0.0000    0.0000    0.0000    0.0000    0.0000
    0.0000    0.0000    0.0000    0.0000    0.0000    0.0000
    0.0000    0.0000    0.0000    0.0000    0.0000    0.0001
    0.0000    0.0001    0.0001    0.0001    0.0001    0.0001
    0.0001    0.0001    0.0001    0.0001    0.0002    0.0002
    0.0002    0.0003    0.0004    0.0004    0.0005    0.0009
    0.0006    0.0009    0.0009    0.0010    0.0012    0.0023
    0.0015    0.0022    0.0022    0.0024    0.0030    0.0057
    0.0038    0.0054    0.0055    0.0060    0.0075    0.0144
    0.0095    0.0136    0.0138    0.0150    0.0187    0.0360
    0.0238    0.0341    0.0345    0.0375    0.0468    0.0900
    0.0596    0.0851    0.0862    0.0937    0.1171    0.2251
    0.1490    0.2129    0.2155    0.2342    0.2927    0.5629
    0.3725    0.5322    0.5386    0.5855    0.7319    1.4074

Solution:
0001 %
0002 % Example 4.10a
0003 clear all
0004 K = 14;
0005 N = 6;
0006 M = 1./[2.5 0.75 0.03 0.2 0.5 1.2];
0007
0008 Q = [0 1 0 0 0 0; ...
0009       0 0 1 0 0 0; ...
0010       0 0 0 1 0 0; ...
0011       0 0 0 0 1 0; ...
0012       0 0 0 0 0 1; ...
0013       1 0 0 0 0 0];
0014
0015 [Vectors, Values] = eig(Q');
0016 RFlows = Vectors(:,6)'./Vectors(1,1); % relative flows
0017 RR      = RFlows./M; % compute relative loads
0018
0019 ks = 0:K;
0020 ns = 1:N;
0021 G_K_N = zeros(K+1,N);
0022 %
0023 % fill initial values
0024 G_K_N(1,:) = ones(1,N);
0025 G_K_N(:,1) = RR(1).'*ks';
0026 %
0027 % fill the remaining of the matrix
0028 for n=2:N
0029     for k=1:K
0030         G_K_N(k+1, n) = G_K_N(k+1, n-1) + RR(n)*G_K_N(k,
0031 n);
0032     end
0033 %
0034 % Mean numbers
0035 for i=1:N
0036     Kmean(i) = sum(RR(1).^(1:K)' .* G_K_N(K:-1:1,N))/...
0037         G_K_N(K+1,N);
0038 end
0039 Omega = RFlows*G_K_N(K,N)/G_K_N(K+1,N);
0040 Dmean ./Omega;

```

Dr. Ashraf S. Hasan Mahmoud

111

Mean Value Analysis - Generalization

- The previous iterative algorithm is a closed chain only
- The MVA algorithm is modified to accommodate general N-node closed networks:
 - $d_i(k) = M_i[1+n_i(k-1)]$
 - $\lambda(k) = k / \sum [\Lambda_i d_i(k)]$; $G(k) = G(k-1) / \lambda(k)$
 - $n_i(k) = \Lambda_i \lambda(k) d_i(k)$; $i=1,2, \dots, N$
 - Initially $n_i(0) = 0$; $i=1,2, \dots, N$; $G(0) = 1$;
 - The iterations are carried over $k = 0, 1, \dots, K$
- The above algorithm also computes the **normalization constant** required for the joint pmf distribution!
- The above is valid for one class of users – but can be generalized for C classes of users (refer to textbook)

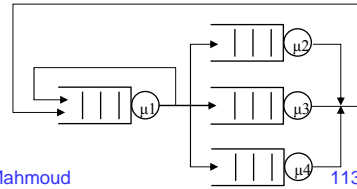
12/30/2004

Dr. Ashraf S. Hasan Mahmoud

112

Example: Mean Value Analysis - Generalization

- **Problem:** Consider the network shown in Figure for $K = 6$. The mean service times are given by $M = [0.02 \ 0.2 \ 0.4 \ 0.6]$. Furthermore, the relative flows are given by $\Lambda = [1 \ 0.4 \ 0.2 \ 0.1]$.
 - a) Find the mean number of customers and mean delay for each node.
 - b) Use the detailed method to verify your answer



12/30/2004

Dr. Ashraf S. Hasan Mahmoud

113

Example: Mean Value Analysis - Generalization

- **Solution:**
 - a) Applying the algorithm outlined for the MVA for closed networks, we find

$$\begin{aligned}n_i(K) &= [0.2436 \quad 2.2610 \quad 2.2610 \quad 1.2343] \\d_i(K) &= [0.0246 \quad 0.5698 \quad 1.1397 \quad 1.2443], \text{ and} \\ \lambda(k) &= 9.9198\end{aligned}$$

Furthermore, the normalization constant $G(K,N)$ is equal to $5.7562e-006$

12/30/2004

Dr. Ashraf S. Hasan Mahmoud

114

Example: Mean Value Analysis - Generalization - cont'd

• **Solution:**

```

0001 %
0002 % Example MVA for closed network
0003 K = 6;
0004 N = 4;
0005 M = [0.02 0.2 0.4 0.6];
0006 L = [1 0.4 0.2 0.1];
0007 n_k_i = zeros(K+1,N);
0008 d_k_i = zeros(K,N);
0009 G      = ones(K+1,1);
0010 for k=1:K
0011     d_k_i(k,:) = M .* ( 1 + n_k_i(k,:) );
0012     Lambda(k)  = k./sum(L.*d_k_i(k,:));
0013     G(k+1)     = G(k)/Lambda(k);
0014     n_k_i(k+1,:) = L .* Lambda(k) .* d_k_i(k,:);
0015 end

```

12/30/2004

Dr. Ashraf S. Hasan Mahmoud

115

Example: Mean Value Analysis - Generalization - cont'd

• **Solution:**

```

> n_k_i
n_k_i =
    0         0         0         0
    0.0833    0.3333    0.3333    0.2500
    0.1398    0.6882    0.6882    0.4839
    0.1791    1.0608    1.0608    0.6993
    0.2072    1.4485    1.4485    0.8958
    0.2279    1.8491    1.8491    1.0738
    0.2436    2.2610    2.2610    1.2343

>> G
G =
    1.0000
    0.2400
    0.0372
    0.0047
    0.0005
    0.0001
    0.0000
    5.7562e-006

>> d_k_i
d_k_i =
    0.0200    0.2000    0.4000    0.6000
    0.0217    0.2667    0.5333    0.7500
    0.0228    0.3376    0.6753    0.8903
    0.0236    0.4122    0.8243    1.0196
    0.0241    0.4897    0.9794    1.1375
    0.0246    0.5698    1.1397    1.2443

>> Lambda
Lambda =
    4.1667    6.4516    7.8547
    8.7860    9.4401    9.9198

```

12/30/2004

Dr. Ashraf S. Hasan Mahmoud

116

Example: Mean Value Analysis – Generalization – cont'd

- **Solution:**
b) using the detailed method

```

0001 %
0002 % Example MVA for closed networks - b
0003 clear all
0004 K = 6;
0005 N = 4;
0006 M = 1./[0.02 0.2 0.4 0.6];
0007 L = [1 0.4 0.2 0.1];
0008 RFlows = L; % relative flows
0009 RR = RFlows./M; % compute relative loads
0010
0011 ks = 0:K;
0012 ns = 1:N;
0013 G_K_N = zeros(K+1,N);
0014 %
0015 % fill initial values
0016 G_K_N(1,:) = ones(1,N);
0017 G_K_N(:,1) = RR(1).'*ks';
0018 %
0019 % fill the remaining of the matrix
0020 for n=2:N
0021     for k=1:K
0022         G_K_N(k+1, n) = G_K_N(k+1, n-1) + RR(n)*G_K_N(k, n);
0023     end
0024 end
0025 %
0026 % Mean numbers
0027 for i=1:N
0028     Kmean(i) = sum(RR(i).^(1:K) .* G_K_N(K+1:i,N))/...
0029         G_K_N(K+1,N);
0030 end
0031 Omega = RFlows*G_K_N(K,N)/G_K_N(K+1,N);
0032 Dmean = Kmean./Omega;

```

12/30/2004

Dr. Ashraf S. Hasan Mahmoud

117

```

>> Example_MVA_CNb
>> G_K_N

```

```

G_K_N =

    1.0000    1.0000    1.0000
    0.0200    0.1000    0.1800
    0.0004    0.0084    0.0228
    0.0000    0.0007    0.0025
    0.0000    0.0001    0.0003
    0.0000    0.0000    0.0000
    0.0000    0.0000    0.0000

```

Same as $G(k)$ computed by the MVA algorithm



1.0000
0.2400
0.0372
0.0047
0.0005
0.0001
0.0000

```

>> Kmean

```

```

Kmean =

    0.2436    2.2610    2.2610    1.2343

```

```

>> Dmean

```

```

Dmean =

    0.0246    0.5698    1.1397    1.2443

```

BCMP Networks

- **BCMP = Baskette, Chandy, Muntz, Palacios = 1975 paper**
- **Generalization of the product forms obtained for Jackson networks for FCFS**
- **The product form holds (in addition to FCFS) for**
 - **Infinite server model: a message immediately assigned a server as soon as it enters the system – all messages are simultaneously in service**
 - **Processor sharing: each message in the queue receives equal simultaneous service – all messages are simultaneously in service**
 - **Preemptive resume last-come first-served: newly arrived messages are served immediately – displaced messages are requeued and resume server only when the server is available again**
- **The product form holds also for arbitrary service times too!**

12/30/2004

Dr. Ashraf S. Hasan Mahmoud

118

BCMP Networks – Single Node

- **Exponential Server**
- **C classes of users**
- **The joint pmf can be shown to be**

$$P\left(N_1 = n_1, N_2 = n_2, \dots, N_C = n_C, \sum_{i=1}^C n_i = m\right) = (1 - \rho) m! \prod_{i=1}^C \frac{\rho_i^{n_i}}{n_i!}$$

- **Note the product form holds for multiple classes in a single node network!!**

BCMP Networks – Single Node (Infinite Server)

- **For one class of customers, we have shown before that the marginal distribution is given by**

$$P(Q = m) = \frac{e^{-\rho} \rho^m}{m!}; \quad m = 0, 1, 2, \dots$$

where $\rho = \sum \lambda_i / \mu$ - $\rho_i = \lambda_i / \mu$ for $i=1, 2, \dots, C$

- **What would be the distribution for an arbitrary service time?**
 - **Use K-stage Cox network to model server**

BCMP Networks – Single Node (Infinite Server) – cont'd

- **We can show that the number of customers marginal distribution is still given by the previous expression even for the K-stage Cox network server**
- **This is referred to by the *insensitivity* property for the infinite-server case**

12/30/2004

Dr. Ashraf S. Hasan Mahmoud

121

BCMP Networks – Single Node (Infinite Server) – cont'd

- **The previous result can be extended to C classes of user (similar to the exponential server case)**

$$P(N_1 = n_1, N_2 = n_2, \dots, N_C = n_C) = e^{-\rho} \prod_{i=1}^C \frac{\rho_i^{n_i}}{n_i!}; \quad \forall n_i \geq 0$$

- **The probability distribution of the total number of customers of all classes in the node is**

$$P\left(\sum_{i=1}^C n_i = m\right) = \frac{e^{-\rho} \rho^m}{m!}; \quad m \geq 0$$

12/30/2004

Dr. Ashraf S. Hasan Mahmoud

122

BCMP Networks – Single Node (Processor Sharing)

- **Server model – K-stage Cox network**
- **Using the same approach we learned in analysis (global balance equation → detailed → pmf), we can show that for C classes of users, the joint pmf is given by**

$$P(N_1 = n_1, N_2 = n_2, \dots, N_C = n_C) = (1 - \rho) m! \prod_{i=1}^C \frac{\rho_i^{n_i}}{n_i!}$$

where $\rho = \Sigma \lambda_i / \mu = \Sigma \rho_i$ – and $\Sigma n_i = m$

- **This is the same form for the single node exponential server with C classes of customers!!**

12/30/2004

Dr. Ashraf S. Hasan Mahmoud

123

BCMP Networks – Single Node (Last-Come First-Served)

- **Server model – K-stage Cox network**
- **Again we can show that for C classes of users, the joint pmf is given by**

$$P(N_1 = n_1, N_2 = n_2, \dots, N_C = n_C) = (1 - \rho) m! \prod_{i=1}^C \frac{\rho_i^{n_i}}{n_i!}$$

where $\rho = \Sigma \lambda_i / \mu = \Sigma \rho_i$ – and $\Sigma n_i = m$

- **This is the same form for the single node exponential server and the processor-sharing server with C classes of customers!!**

12/30/2004

Dr. Ashraf S. Hasan Mahmoud

124

BCMP Networks – Single Node - Summary

- **We can summarize the results for the single node and C classes of customers as**

$$P(N_1 = n_1, N_2 = n_2, \dots, N_C = n_C) = \begin{cases} (1 - \rho) m! \prod_{i=1}^C \rho_i^{n_i} / n_i! & \text{FCFS – exponential service} \\ (1 - \rho) m! \prod_{i=1}^C \rho_i^{n_i} / n_i! & \text{PS – arbitrary service} \\ e^{-\rho} \prod_{i=1}^C \rho_i^{n_i} / n_i! & \text{Infinite servers – arbitrary service} \\ (1 - \rho) m! \prod_{i=1}^C \rho_i^{n_i} / n_i! & \text{Preemptive LCFS – arbitrary service} \end{cases}$$

$$\rho = \Sigma \lambda_i / \mu = \Sigma \rho_i \text{ – and } \Sigma n_i = m$$

12/30/2004

Dr. Ashraf S. Hasan Mahmoud

125

Network of BCMP Queues

- **N nodes**
 - **Probabilistic routing**
 - **Each is one of the four types considered by BCMP nodes**
- **The previous product forms for open and closed networks still apply**
- **Further more, let nodes 1, 2, ..., i belong to FCFS, PS, or LCFS while nodes i+1, i+2, ..., N belong to the infinite server nodes, then the joint pmf is given by**

$$P(n_1, n_2, \dots, n_N) = \prod_{j=1}^i (1 - R_j) R_j^{n_j} \prod_{k=i+1}^N \frac{e^{-R_k} R_k^{n_k}}{n_k!}$$

12/30/2004

Dr. Ashraf S. Hasan Mahmoud

126

Network of BCMP Queues – cont'd

- **N nodes**
 - Probabilistic routing
 - Each is one of the four types considered by BCMP nodes
- The previous product forms for open and closed networks still apply
- Further more, let nodes **1,2, ..., i** belong to FCFS, PS, or LCFS while nodes **i+1,i+2, ..., N** belong to the infinite server nodes, then the joint pmf is given by

$$P(n_1, n_2, \dots, n_N) = \prod_{j=1}^i (1 - R_j) R_j^{n_j} \prod_{k=i+1}^N \frac{e^{-R_k} R_k^{n_k}}{n_k!}$$

12/30/2004

Dr. Ashraf S. Hasan Mahmoud

127