

# **King Fahd University of Petroleum & Minerals Computer Engineering Dept**

---

**COE 341 – Data and Computer  
Communications**

**Term 071**

**Dr. Ashraf S. Hasan Mahmoud**

**Rm 22-148-3**

**Ext. 1724**

**Email: [ashraf@ccse.kfupm.edu.sa](mailto:ashraf@ccse.kfupm.edu.sa)**

11/29/2007

Dr. Ashraf S. Hasan Mahmoud

1

## **Lecture Contents**

---

1. Asynchronous and Synchronous Transmission
2. Error Detection
3. Error Correction (Optional)

11/29/2007

Dr. Ashraf S. Hasan Mahmoud

2

## Timing Requirement

- Reception of digital data requires sampling of received signal at receiver → Sampling time should be known
- Clock drift (example):
  - If a receiver clock drifts by 1% every sample time,
  - Then for  $T_b = 1\mu\text{sec}$ , total drift after 50 bit times =  $50 \times 0.01 = 0.5\ \mu\text{sec}$
  - Hence, instead of sampling at the middle of the bit time, the receiver will sample at the edge of the bit (I.e. receiver is out-of-synch with transmitter clock)
- For correct reception, receiver clock/carrier should be synchronized with transmitter

11/29/2007

Dr. Ashraf S. Hasan Mahmoud

3

## Asynchronous Transmission

- Exploits: Rx-er can remain for short period in synch with Tx-er
- Used for short stream of bits – data transmitted one character (5 ~ 8 bits) at a time
- Synchronization is needed to be maintained for the length of short transmission
- Character is delimited (start & end) by known signal elements: start bit – stop element
- Rx-er re-synchs with the arrival of new character

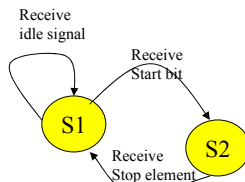
11/29/2007

Dr. Ashraf S. Hasan Mahmoud

4

## Asynchronous Transmission

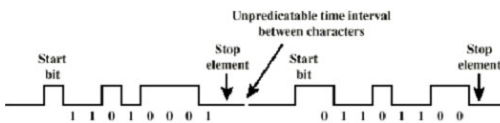
- Simple / Cheap
- Efficiency: transmit 1 start bit + 8 bit of data + 2 stop bits → Efficiency =  $8/11 = 72\%$  (or overhead =  $3/11 = 28\%$ )
- Good for data with large gaps (e.g. keyboard, etc)



S1: receiver in idle state  
S2: receiver is receiving character



(a) Character format



(b) 8-bit asynchronous character stream

11/29/2007

Dr. Ashraf S. Hasan Mahmoud

5

## Example: Problem 6-5

**6-5: An asynchronous transmission scheme uses 8 bits, an even parity, and a stop element of length 2 bits. What percentage of clock inaccuracy can be tolerated at the receiver with respect to the framing error? Assume that the bit samples are taken at the middle of the clock period. Also assume that at the beginning of the start bit the clock and incoming bits are in phase.**

11/29/2007

Dr. Ashraf S. Hasan Mahmoud

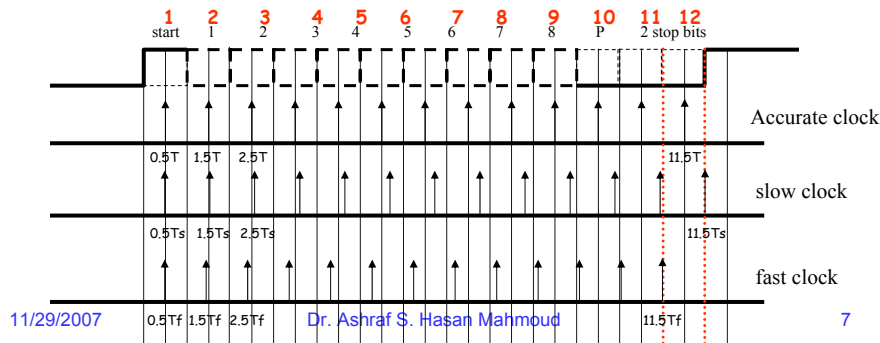
6

## Example: Problem 6-5- solution

An accurate clock will start in phase (middle of first bit) and end in phase (middle of last bit)

However, a slow clock (time between two consecutive samples increases) will start in phase but will sample the last bit away from the middle of the actual bit duration – for this not to make a mistake it should sample at most at end of the last bit duration

For a fast clock (time between two consecutive samples decreases) will start in phase but will sample the last bit before the middle of the actual bit duration – for this clock not to make a mistake it should sample at least at beginning of the last bit duration



## Example: Problem 6-5 - solution (2)

Let the bit duration be  $T$ . Then a frame is  $12T$  long.

Let a clock period be  $T'$ . The last bit (bit 12) is sampled at  $11.5T'$ .

For a fast running clock, the condition to satisfy is

$$11.5T' > 11T \Rightarrow \frac{T}{T'} < \frac{11.5}{11} = 1.045 \Rightarrow f_{clock} < 1.045 f_{bit}$$

For a slow running clock, the condition to satisfy is

$$11.5T' < 12T \Rightarrow \frac{T}{T'} > \frac{11.5}{12} = 0.958 \Rightarrow f_{clock} > 0.958 f_{bit}$$

Therefore, the overall condition:  $0.958 f_{bit} < f_{clock} < 1.045 f_{bit}$

## Synchronous Transmission

- What if there is a STEADY STREAM of bits between Tx-er and Rx-er
  - Still use the start/stop bits → low efficiency
  - Use synchronous transmission
- Synchronous Techniques:
  - Provide SEPARATE clock signal
    - Expensive and only good for short distances
  - Depend on data encoding to extract clock info
    - E.g. Manchester encoding

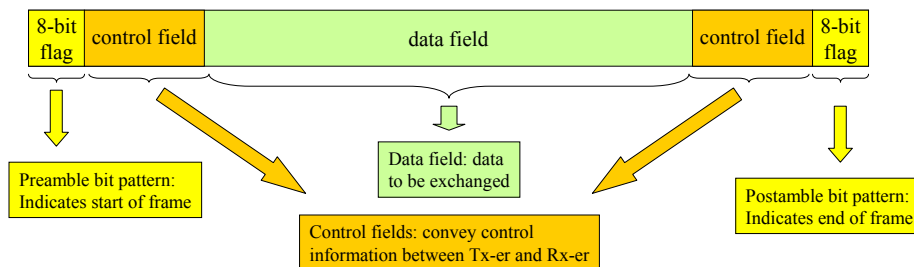
11/29/2007

Dr. Ashraf S. Hasan Mahmoud

9

## Synchronous Frame Format

- Typical Frame Structure



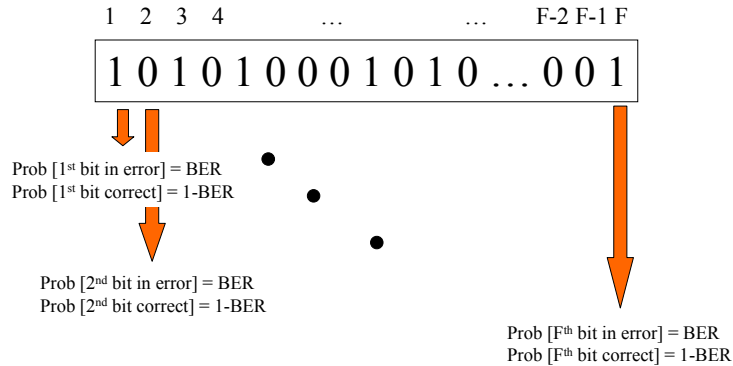
- For large data blocks, synchronous transmission is far more efficient than asynchronous:
  - E.g. HDLC frame (to be discussed in Chapter 7): 48 bits are used for control, preamble, and postamble – if 1000 bits are used for data → efficiency = 99.4% (or overhead = 0.6%)

11/29/2007

Dr. Ashraf S. Hasan Mahmoud

10

## Error Detection



$$\text{Prob [ k bits in error in frame ]} = \binom{F}{k} (BER)^k (1 - BER)^{F-k}$$

11/29/2007

Dr. Ashraf S. Hasan Mahmoud

11

## Error Detection – cont'd

- Hence, for a frame of F bits,

$$\begin{aligned} \text{Prob [frame is correct]} &= \text{Prob [ 0 bits in error ]} \\ &= (1-BER)^F \end{aligned}$$

$$\begin{aligned} \text{Prob [frame is erroneous]} &= \text{Prob[ 1 OR MORE bits in error]} \\ &= 1 - \text{Prob[ 0 bits in error]} \\ &= 1 - (1-BER)^F \end{aligned}$$

Or

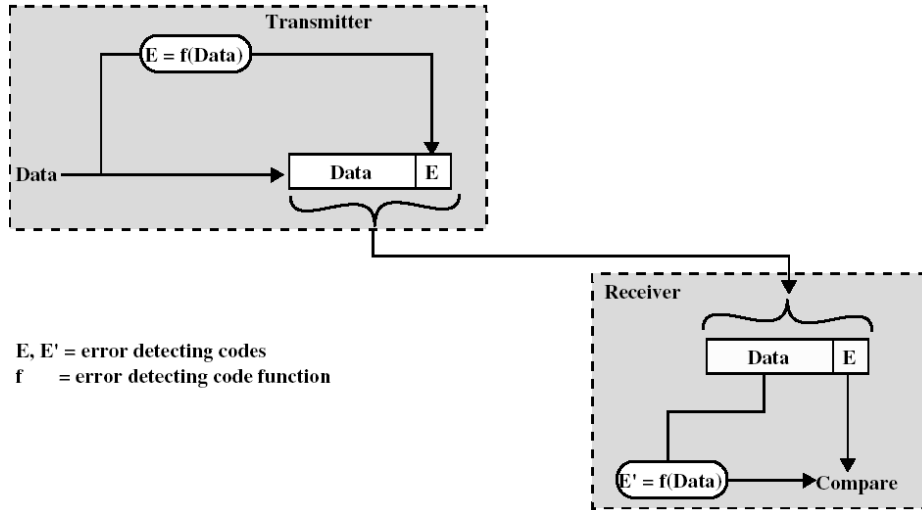
$$\begin{aligned} \text{Prob [frame is erroneous]} &= \text{Prob [1 bit in error]} + \\ &\quad \text{Prob[2 bits in error]} + \dots + \\ &\quad \text{Prob[F bits in error]} \\ &= 1 - \text{Prob[ 0 bits in error]} \\ &= 1 - (1-BER)^F \end{aligned}$$

11/29/2007

Dr. Ashraf S. Hasan Mahmoud

12

## Error Detection (2)



E, E' = error detecting codes  
 $f$  = error detecting code function

11/29/2007

Dr. Ashraf S. Hasan Mahmoud

13

## Cyclic Redundancy Check (CRC)



Processing: compute FCS (for some given an  $n+1$  bit polynomial  $P$ )



$k+n$  bit frame to be transmitted = T

- Modulo 2 arithmetic (like XOR) is used to generate the FCS:
  - $0 \pm 0 = 0$ ;  $1 \pm 0 = 1$ ;  $0 \pm 1 = 1$ ;  $1 \pm 1 = 0$
  - $1 \times 0 = 0$ ;  $0 \times 1 = 0$ ;  $1 \times 1 = 1$

11/29/2007

Dr. Ashraf S. Hasan Mahmoud

14

## CRC – Mapping Binary Bits into Polynomials

---

- Consider the following k-bit word or frame and its polynomial equivalent:

$$b_{k-1} b_{k-2} \dots b_2 b_1 b_0 \rightarrow b_{k-1}x^{k-1} + b_{k-2}x^{k-2} + \dots + b_1x^1 + b_0$$

where  $b_i$  ( $k-1 \leq i \leq 0$ ) is either 1 or 0

- Example1: an 8 bit word  $M = 11011001$  is represented as  $M(x) = x^7 + x^6 + x^4 + x^3 + 1$

11/29/2007

Dr. Ashraf S. Hasan Mahmoud

15

## CRC – Mapping Binary Bits into Polynomials - cont'd

---

- Example2: What is  $x^4M(x)$  equal to?

$x^4M(x) = x^4(x^7 + x^6 + x^4 + x^3 + 1) = x^{11} + x^{10} + x^8 + x^7 + x^4$ , the equivalent bit pattern is 110110010000 (i.e. four zeros added to the left of the original M pattern)

- Example3: What is  $x^4M(x) + (x^3 + x + 1)$ ?

$x^4M(x) + (x^3 + x + 1) = x^{11} + x^{10} + x^8 + x^7 + x^4 + x^3 + x + 1$ , the equivalent bit pattern is 110110011011 (i.e. pattern 1011 =  $x^3 + x + 1$  added to the left of the original M pattern)

11/29/2007

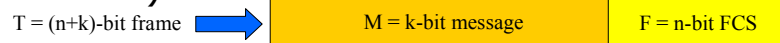
Dr. Ashraf S. Hasan Mahmoud

16



## CRC Calculation

- $T = (k+n)$ -bit frame to be tx-ed,  $n < k$
- $M = k$ -bit message, the first  $k$  bits of frame  $T$
- $F = n$ -bit FCS, the last  $n$  bits of frame  $T$
- $P =$  pattern of  $n+1$  bits (a predetermined divisor)



$P = (n+1)$  bit divisor

Note:

- $T(x)$  is the polynomial (of  $k+n-1^{\text{st}}$  degree or less) representation of frame  $T$
- $M(x)$  is the polynomial (of  $k-1^{\text{st}}$  degree or less) representation of message  $M$
- $F(x)$  is the polynomial (of  $n-1^{\text{st}}$  degree or less) representation of FCS
- $P(x)$  is the polynomial (of  $n^{\text{th}}$  degree or less) representation of the divisor  $P$
- $T(x) = X^n M(x) + F(x)$  – refer to example 3 on previous slide

11/29/2007

Dr. Ashraf S. Hasan Mahmoud

17

## CRC Calculation (2)

- **Design:** frame  $T$  such that it divides the pattern  $P$  with no remainder?
- **Solution:** Since the first component of  $T$ ,  $M$ , is the data part, it is required to find  $F$  (or the FCS) such that  $T$  divides  $P$  with no remainder

Using the polynomial equivalent:

$$T(x) = X^n M(x) + F(x)$$

One can show that  $F(x) =$  remainder of  $x^n M(x) / P(x)$

i.e if  $x^n M(x) / P(x)$  is equal to  $Q(x) + R(x)/P(x)$ , then  $F(x)$  is set to be equal to  $R(x)$ .

Note that:

Polynomial of degree  $k+n$

----- = polynomial of degree  $k$  + remainder polynomial of degree  $n-1$

Polynomial of degree  $n$

11/29/2007

Dr. Ashraf S. Hasan Mahmoud

18

## CRC Calculation - Procedure

1. Shift pattern M n bits to the left
2. Divide the new pattern  $2^nM$  by the pattern P
3. The remainder of the division R (n bits) is set to be the FCS
4. The desired frame T is  $2^nM$  plus the FCS bits

**Note:**

$2^nM$  is the pattern resulting from shifting the pattern M n bits to the left. In other words, the polynomial equivalent of the pattern  $2^nM$  is  $x^nM(x)$

11/29/2007

Dr. Ashraf S. Hasan Mahmoud

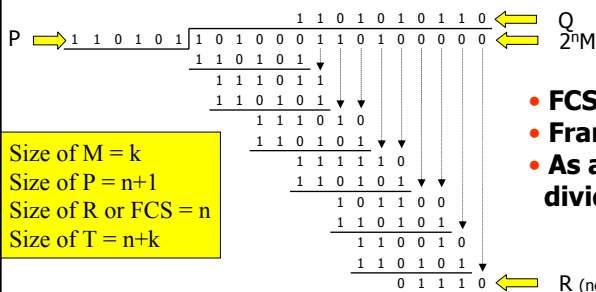
19

## CRC Calculation – Example

- Message M = 1010001101 (10 bits) → k = 10
- Pattern P = 110101 (6 bits – note 0<sup>th</sup> and n<sup>th</sup> bits are 1s)
- → n + 1 = 6 → n = 5

Find the frame T to be transmitted?

- Solution:



- FCS = R is equal to 01110
- Frame T = 101000110101110
- As an exercise, verify that T divided by P has no remainder

Size of M = k  
 Size of P = n+1  
 Size of R or FCS = n  
 Size of T = n+k

11/29/2007

Dr. Ashraf S. Hasan Mahmoud

20

## CRC Calculation – The previous example BUT using Polynomials

- Message M = 1010001101 (10 bits)  $\rightarrow k = 10$
- $M(x) = x^9 + x^7 + x^3 + x^2 + 1 \rightarrow x^5M(x) = x^{14} + x^{12} + x^8 + x^7 + x^5$
- Pattern P = 110101 (6 bits – note 0<sup>th</sup> and n<sup>th</sup> bits are 1s)  $\rightarrow n + 1 = 6 \rightarrow n = 5$
- $P(x) = x^5 + x^4 + x^2 + 1$
- Find the frame T to be transmitted?
- Solution:

$$\begin{array}{r}
 \begin{array}{cccccccc}
 & x^9 & +x^8 & & +x^6 & & +x^4 & +x^2 & +x \\
 x^5 & +x^4 & +x^2 & +1 & & & & & \\
 \hline
 & x^{14} & & +x^{12} & & & +x^8 & +x^7 & +x^5 \\
 & x^{14} & +x^{13} & & +x^{11} & & +x^9 & & \\
 \hline
 & & x^{13} & +x^{12} & +x^{11} & & +x^9 & +x^8 & +x^7 & +x^5 \\
 & & x^{13} & +x^{12} & & & +x^{10} & +x^8 & & \\
 \hline
 & & & & x^{11} & +x^{10} & +x^9 & & +x^7 & +x^5 \\
 & & & & x^{11} & +x^{10} & & & +x^8 & +x^6 \\
 \hline
 & & & & & & x^9 & +x^8 & +x^7 & +x^6 & +x^5 \\
 & & & & & & x^9 & +x^8 & & +x^6 & +x^4 \\
 \hline
 & & & & & & & +x^7 & +x^5 & +x^4 & \\
 & & & & & & & +x^7 & +x^6 & & +x^4 & +x^2 \\
 \hline
 & & & & & & & & x^6 & +x^5 & & +x^2 \\
 & & & & & & & & x^6 & +x^5 & & +x^3 & +x \\
 \hline
 & & & & & & & & & & & +x^3 & +x^2 & +x
 \end{array}
 \end{array}$$

- FCS = R(x) = x<sup>3</sup> + x<sup>2</sup> + x  
(or 0x<sup>4</sup>+x<sup>3</sup>+x<sup>2</sup>+x)
- R is equal to 01110
- Frame T = 101000110101110
- As an exercise, verify that T divided by P has no remainder

11/29/2007

Dr. Ashraf S. Hasan Mahmoud

21

## CRC Calculation – The previous example BUT using Polynomials – cont'd

- Message M = 1010001101 (10 bits)
- M(x) = x<sup>9</sup> + x<sup>7</sup> + x<sup>3</sup> + x<sup>2</sup> + 1
- x<sup>5</sup>M(x) = x<sup>14</sup> + x<sup>12</sup> + x<sup>8</sup> + x<sup>7</sup> + x<sup>5</sup>
- Pattern P = 110101
- P(x) = x<sup>5</sup> + x<sup>4</sup> + x<sup>2</sup> + 1
- R(x) = x<sup>3</sup> + x<sup>2</sup> + x
- Q(x) = x<sup>9</sup>+x<sup>8</sup>+x<sup>6</sup>+x<sup>4</sup>+x<sup>2</sup>+x
- T(X) = x<sup>5</sup>M(x) + R(x)  
= x<sup>14</sup> + x<sup>12</sup> + x<sup>8</sup> + x<sup>7</sup> + x<sup>5</sup> + x<sup>3</sup> + x<sup>2</sup> + x, or  
T = 101000110101110
- Exercise: Verify that Q(x) P(x) + R(x) = x<sup>5</sup> M(x)

11/29/2007

Dr. Ashraf S. Hasan Mahmoud

22

## Example: Problem 6-12

6-12: for  $P=110011$  and  $M = 11100011$ , find the CRC

$$\begin{array}{r}
 \phantom{110011} \phantom{/} \phantom{11100011000000} \phantom{000000} \\
 110011 \phantom{/} \phantom{11100011000000} \phantom{000000} \\
 \underline{110011} \phantom{000000} \phantom{000000} \\
 \phantom{110011} 101111 \phantom{000000} \phantom{000000} \\
 \underline{\phantom{110011} 110011} \phantom{000000} \phantom{000000} \\
 \phantom{110011} \phantom{110011} 111000 \phantom{000000} \phantom{000000} \\
 \underline{\phantom{110011} \phantom{110011} 110011} \phantom{000000} \phantom{000000} \\
 \phantom{110011} \phantom{110011} \phantom{110011} 101100 \phantom{000000} \phantom{000000} \\
 \underline{\phantom{110011} \phantom{110011} \phantom{110011} 110011} \phantom{000000} \phantom{000000} \\
 \phantom{110011} \phantom{110011} \phantom{110011} \phantom{110011} 111110 \phantom{000000} \\
 \underline{\phantom{110011} \phantom{110011} \phantom{110011} \phantom{110011} 110011} \phantom{000000} \\
 \phantom{110011} \phantom{110011} \phantom{110011} \phantom{110011} \phantom{110011} \phantom{000000} \\
 \text{CRC} = \phantom{110011} \phantom{110011} \phantom{110011} \phantom{110011} \phantom{110011} \phantom{110011} 11010
 \end{array}$$

11/29/2007

Dr. Ashraf S. Hasan Mahmoud

## CRC – Receiver Procedure

- Tx-er transmits frame  $T$
- Channel introduces error pattern  $E$
- Rx-er receives frame  $T_r = T \oplus E$  (note that if  $E = 000..000$ , then  $T_r$  is equal to  $T$ , i.e. error free transmission)
- $T_r$  is divided by  $P$ , Remainder of division is  $R$
- if  $R$  is ZERO, Rx-er assumes no errors in frame; else Rx-er assumes erroneous frame
- If an error occurs and  $T_r$  is still divisible by  $P \rightarrow$  UNDETECTABLE error (this means the  $E$  is also divisible by  $P$ )

11/29/2007

Dr. Ashraf S. Hasan Mahmoud

24

## Some Properties

- All single-bit errors, if  $P(x)$  has more than one nonzero term
- All double-bit errors, as long as  $P(x)$  has a factor with three terms
- Any odd number of errors, as long as  $P(x)$  contains a factor  $(X+1)$
- Any burst error for which the length of the burst is less than or equal to  $n-k$
- A fraction of error bursts of length  $n-k+1$
- A fraction of error bursts of length greater than  $n-k+1$

11/29/2007

Dr. Ashraf S. Hasan Mahmoud

25

## Some Popular CRC Polynomials

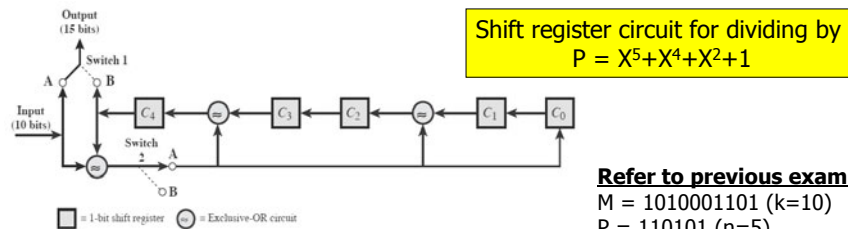
- CRC-12:  $X^{12}+X^{11}+X^3+X^2+X+1$
- CRC-16:  $X^{16}+X^{15}+X^2+1$
- CRC-CCITT:  $X^{16}+X^{12}+X^5+1$
- CRC-32:  
 $X^{32}+X^{26}+X^{23}+X^{22}+X^{16}+X^{12}+X^{11}+X^{10}+X^8+X^7+X^5+X^4+X^2+X+1$
- CRC-12 – used for transmission of streams of 6-bit characters and generates a 12-bit FCS
- CEC-16 and CRC-CCITT – used for transmission of 8-bit characters in USA and Europe – result in 16-bit FCS
- CRC-32 – used in IEEE802 LAN standards

11/29/2007

Dr. Ashraf S. Hasan Mahmoud

26

## CRC – Shift Register Implementation – Example 6.6



Refer to previous example:

$M = 1010001101$  ( $k=10$ )

$P = 110101$  ( $n=5$ )

$R = 01110$

	$C_4$	$C_3$	$C_2$	$C_1$	$C_0$	$C_4 \approx C_3 \approx I$	$C_4 \approx C_1 \approx I$	$C_4 \approx I$	$I = \text{input}$
Initial	0	0	0	0	0	1	1	1	1
Step 1	1	0	1	0	1	1	1	1	0
Step 2	1	1	1	1	1	1	1	0	1
Step 3	1	1	1	1	0	0	0	1	0
Step 4	0	1	0	0	1	1	0	0	0
Step 5	1	0	0	1	0	1	0	1	0
Step 6	1	0	0	0	1	0	0	0	1
Step 7	0	0	0	1	0	1	0	1	1
Step 8	1	0	0	0	1	1	1	1	0
Step 9	1	0	1	1	1	0	1	0	1
Step 10	0	1	1	1	0				

MSB

Message to be sent

What are the effects of the switch positions A and B?

## Cyclic Redundancy Check (CRC)

- Animation for [CRC Calculation](#)

## Example: Problem 6-13

A CRC is constructed to generate a 4-bit FCS for an 11-bit message. The generator polynomial is  $X^4+X^3+1$

- Draw the shift register circuit that would perform this task (see figure 6.5)
- Encode the data bit sequence 10011011100 (leftmost bit is the LSB) using the generator polynomial and give the code word
- Now assume that bit 7 (counting from the LSB) in the code word is in error and show that the detection algorithm detects the error

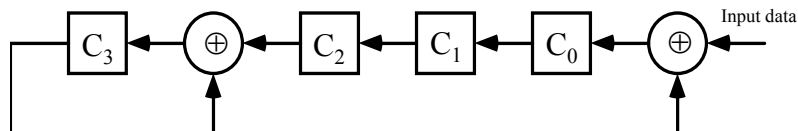
11/29/2007

Dr. Ashraf S. Hasan Mahmoud

29

## Example: Problem 6-13 - solution

a)



11/29/2007

Dr. Ashraf S. Hasan Mahmoud

30

## Example: Problem 6-13 - solution

b)

1 1 0 0 1	0 0 1 1 1 0 1 1 1 0 0 1 0 0 0	← Q(X)
1 1 0 0 1	1 1 1 0 1 1 0 0 1 0 0 0 0 0	← X <sup>4</sup> M(X)
	1 0 0 1 0	
	1 1 0 0 1	
	1 0 1 1 0	
	1 1 0 0 1	
	1 1 1 1 1	
	1 1 0 0 1	
	1 1 0 0 0	
	1 1 0 0 1	
	0 1 0 0	

M(X) = X<sup>8</sup> + X<sup>7</sup> + X<sup>6</sup> + X<sup>4</sup> + X<sup>3</sup> + 1  
 P(X) = X<sup>4</sup> + X<sup>3</sup> + 1

Size of M = 11  
 Size of P = 4+1= 5  
 Size of R or FCS = 4  
 Size of T = 4+11=15

→ R = 0 1 0 0 or R(X) = X<sup>2</sup>

Transmitted Frame T = 001110110010100

T(X) = X<sup>4</sup>M(X) + R(X) = X<sup>12</sup>+X<sup>11</sup>+X<sup>10</sup>+X<sup>8</sup>+X<sup>7</sup>+X<sup>4</sup>+X<sup>2</sup>

**Notes:**

1. X<sup>4</sup>M(X)/P(X) = Q(X) + R(X)/P(X), where Q(X) = X<sup>8</sup> + X<sup>6</sup> + X<sup>5</sup> + X<sup>4</sup> + X<sup>2</sup> (as seen from the long division process)
2. One can verify that P(X) Q(X) + R(X) is indeed equal to X<sup>4</sup>M(X) {note that for the addition of polynomial terms modulo-2 applies; i.e. X<sup>9</sup>+X<sup>9</sup> = 0}

11/29/2007

Dr. Ashraf S. Hasan Mahmoud

31

## Example: Problem 6-13 - solution

c) Received frame (LSB from the left) = 0 0 1 0 1 0 0 0 1 0 1 1 1 0 0

dividing by P yields a nonzero remainder → error is detected

Remainder = 0111

1 1 0 0 1	0 0 1 1 1 0 1 1 1 1 0 1 1	← RECEIVED FRAME
1 1 0 0 1	1 1 0 0 1	
	1 0 0 0 0	
	1 1 0 0 1	
	1 0 0 1 0	
	1 1 0 0 1	
	1 0 1 1 1	
	1 1 0 0 1	
	1 1 1 0 0	
	1 1 0 0 1	
	1 0 1 1 0	
	1 1 0 0 1	
	1 1 1 1 0	
	1 1 0 0 1	
	1 1 1	← NON ZERO REMAINDER

11/29/2007

Dr. Ashraf S. Hasan Mahmoud

32



## **Textbook Problems of INTEREST**

---

- Textbook Problems list: