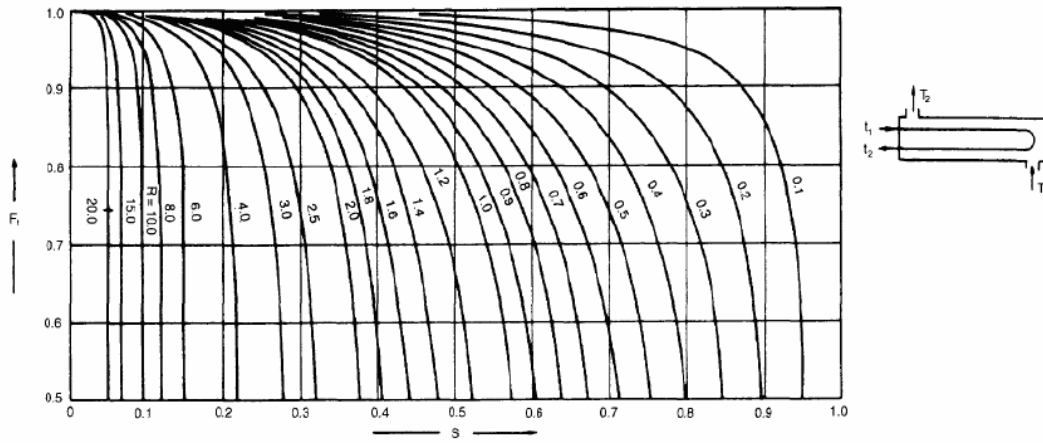
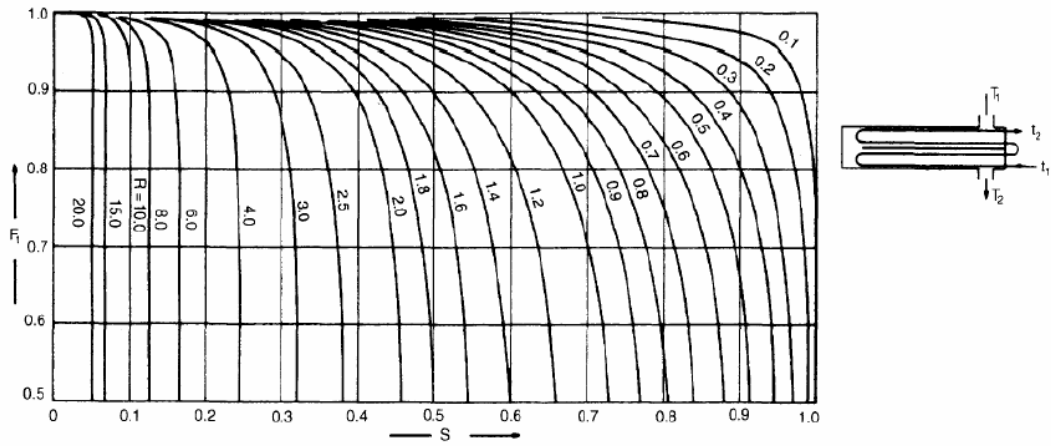


Table 12.6. Conductivity of metals

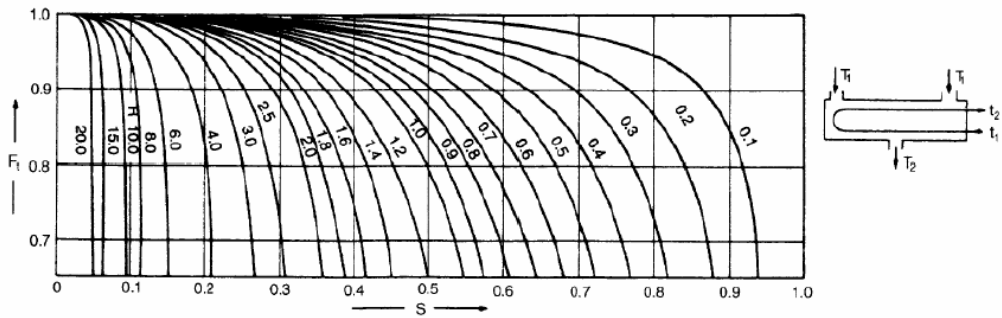
Metal	Temperature ($^{\circ}\text{C}$)	k_w ($\text{W}/\text{m}^{\circ}\text{C}$)
Aluminium	0	202
	100	206
Brass (70 Cu, 30 Zn)	0	97
	100	104
	400	116
Copper	0	388
	100	378
Nickel	0	62
	212	59
Cupro-nickel (10 per cent Ni)	0-100	45
Monel	0-100	30
Stainless steel (18/8)	0-100	16
Steel	0	45
	100	45
	600	36
Titanium	0-100	16



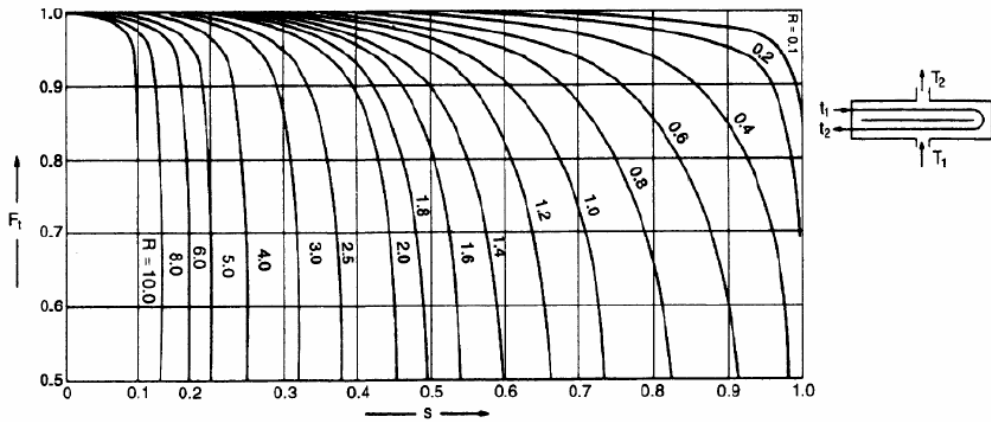
Temperature correction factor: one shell pass; two or more even tube passes



Temperature correction factor: two shell passes; four or multiples of four tube passes



Temperature correction factor: divided-flow shell; two or more even-tube passes



Temperature correction factor, split flow shell, 2 tube pass

Table 12.1. Typical overall coefficients

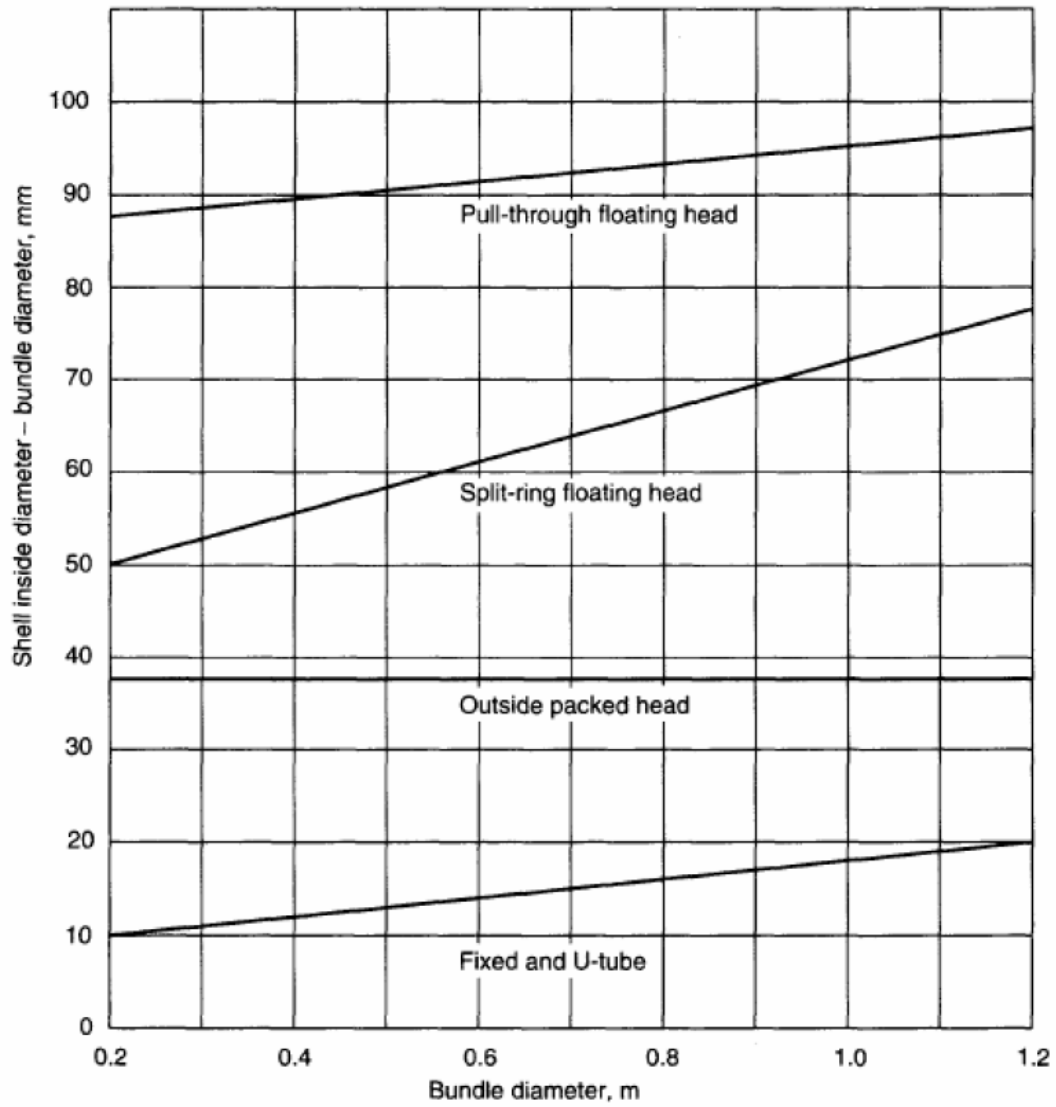
Shell and tube exchangers		
Hot fluid	Cold fluid	U ($W/m^2\text{ }^\circ C$)
<i>Heat exchangers</i>		
Water	Water	800–1500
Organic solvents	Organic solvents	100–300
Light oils	Light oils	100–400
Heavy oils	Heavy oils	50–300
Gases	Gases	10–50
<i>Coolers</i>		
Organic solvents	Water	250–750
Light oils	Water	350–900
Heavy oils	Water	60–300
Gases	Water	20–300
Organic solvents	Brine	150–500
Water	Brine	600–1200
Gases	Brine	15–250
<i>Heaters</i>		
Steam	Water	1500–4000
Steam	Organic solvents	500–1000
Steam	Light oils	300–900
Steam	Heavy oils	60–450
Steam	Gases	30–300
Dowtherm	Heavy oils	50–300
Dowtherm	Gases	20–200
Flue gases	Steam	30–100
Flue	Hydrocarbon vapours	30–100
<i>Condensers</i>		
Aqueous vapours	Water	1000–1500
Organic vapours	Water	700–1000
Organics (some non-condensables)	Water	500–700
Vacuum condensers	Water	200–500
<i>Vaporisers</i>		
Steam	Aqueous solutions	1000–1500
Steam	Light organics	900–1200
Steam	Heavy organics	600–900
Air-cooled exchangers		
Process fluid		
Water		300–450
Light organics		300–700
Heavy organics		50–150
Gases, 5–10 bar		50–100
10–30 bar		100–300
Condensing hydrocarbons		300–600
Immersed coils		
Coil	Pool	
<i>Natural circulation</i>		
Steam	Dilute aqueous solutions	500–1000
Steam	Light oils	200–300
Steam	Heavy oils	70–150
Water	Aqueous solutions	200–500
Water	Light oils	100–150

Table 12.1. (continued)

Immersed coils		
Coil	Pool	U ($W/m^2\text{ }^\circ C$)
<i>Agitated</i>		
Steam	Dilute aqueous solutions	800–1500
Steam	Light oils	300–500
Steam	Heavy oils	200–400
Water	Aqueous solutions	400–700
Water	Light oils	200–300
Jacketed vessels		
Jacket	Vessel	
Steam	Dilute aqueous solutions	500–700
Steam	Light organics	250–500
Water	Dilute aqueous solutions	200–500
Water	Light organics	200–300
Gasketed-plate exchangers		
Hot fluid	Cold fluid	
Light organic	Light organic	2500–5000
Light organic	Viscous organic	250–500
Viscous organic	Viscous organic	100–200
Light organic	Process water	2500–3500
Viscous organic	Process water	250–500
Light organic	Cooling water	2000–4500
Viscous organic	Cooling water	250–450
Condensing steam	Light organic	2500–3500
Condensing steam	Viscous organic	250–500
Process water	Process water	5000–7500
Process water	Cooling water	5000–7000
Dilute aqueous solutions	Cooling water	5000–7000
Condensing steam	Process water	3500–4500

Table 12.4. Constants for use in equation 12.3

Triangular pitch, $p_t = 1.25d_o$					
No. passes	1	2	4	6	8
K_1	0.319	0.249	0.175	0.0743	0.0365
n_1	2.142	2.207	2.285	2.499	2.675
Square pitch, $p_t = 1.25d_o$					
No. passes	1	2	4	6	8
K_1	0.215	0.156	0.158	0.0402	0.0331
n_1	2.207	2.291	2.263	2.617	2.643



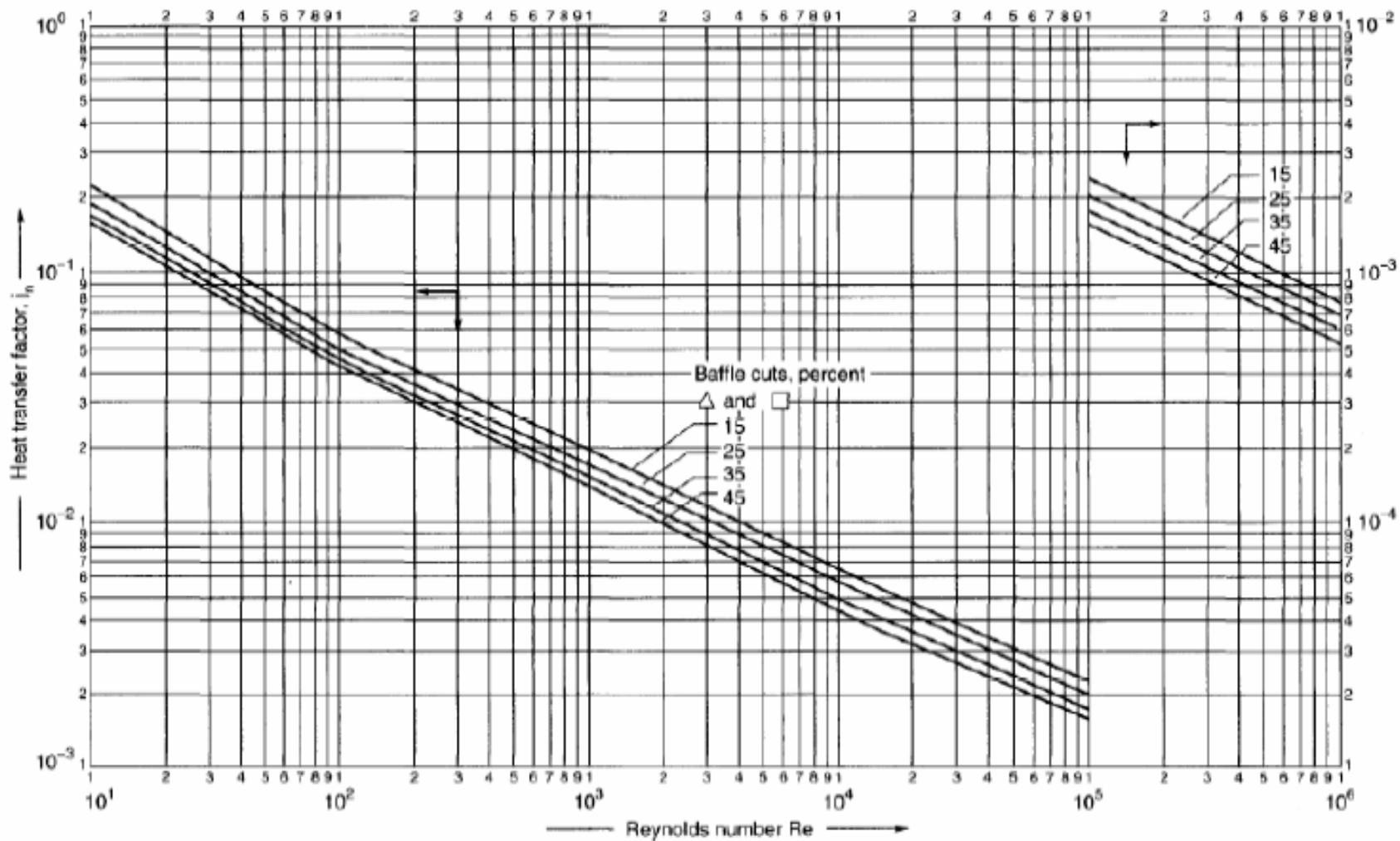


Figure 12.29. Shell-side heat-transfer factors, segmental baffles

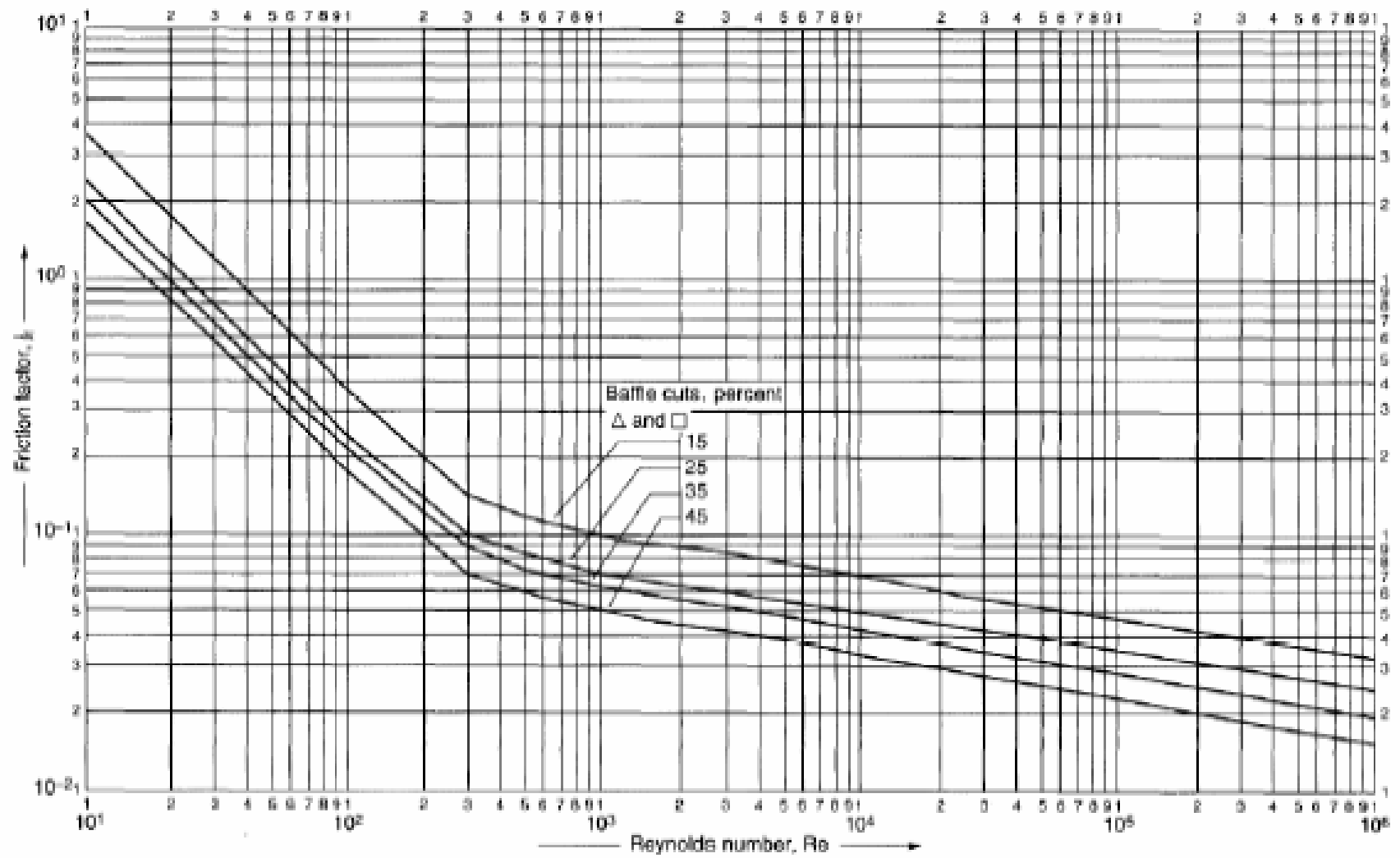


Figure 12.30. Shell-side friction factors, segmental baffles