

بِسْمِ اللَّهِ الرَّحْمَنِ الرَّحِيمِ

King Fahd University of Petroleum & Minerals
DEPARTMENT OF CIVIL ENGINEERING
Second Semester 1432-33 / 2011-12 (112)
CE 203 STRUCTURAL MECHANICS I

Major Exam I

Tuesday, March 13, 2012 7:00-9:15 P.M.

Student Name	Family					First			
ID No. (9 Digits)									

CIRCLE YOUR COURSE--SECTION NO.							
Section #	2	3 & 9	4 & 6	5	7	8	10
Instructor	Hamdan	Altayyib	Khathlan	Suwaiyan	Salah	Ali	Saeid

Summary of Scores

Problem	Full Mark	Score
1	20	
2	20	
3	20	
4	20	
5	20	
Total	100	
Remarks		

Notes:

1. A sheet that includes selected Basic Formulae and definitions is provided with this examination.
2. Write clearly and show all calculations, FBDs, and units.

Problem # 4

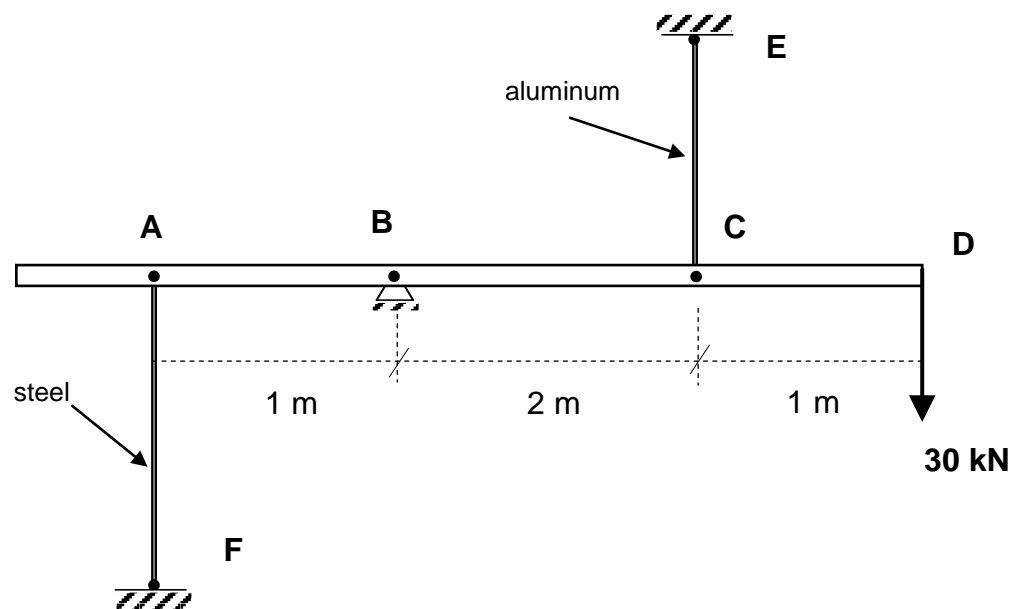
Rigid member $ABCD$, is supported by the pin and the two cables.

- Calculate the stresses in the cables due to the application of the shown force.
- Calculate the vertical displacement of point D.
- In one **statement**, explain what will happen to the stresses in the cables if the temperature of the steel cable *only* is increased.

$$E_{\text{steel}} = 200 \text{ GPa}$$

$$E_{\text{aluminum}} = 70 \text{ GPa}$$

Cable	Length	Area (mm^2)	Material
AF	1.5 m	315	Steel
CE	1 m	600	Aluminum



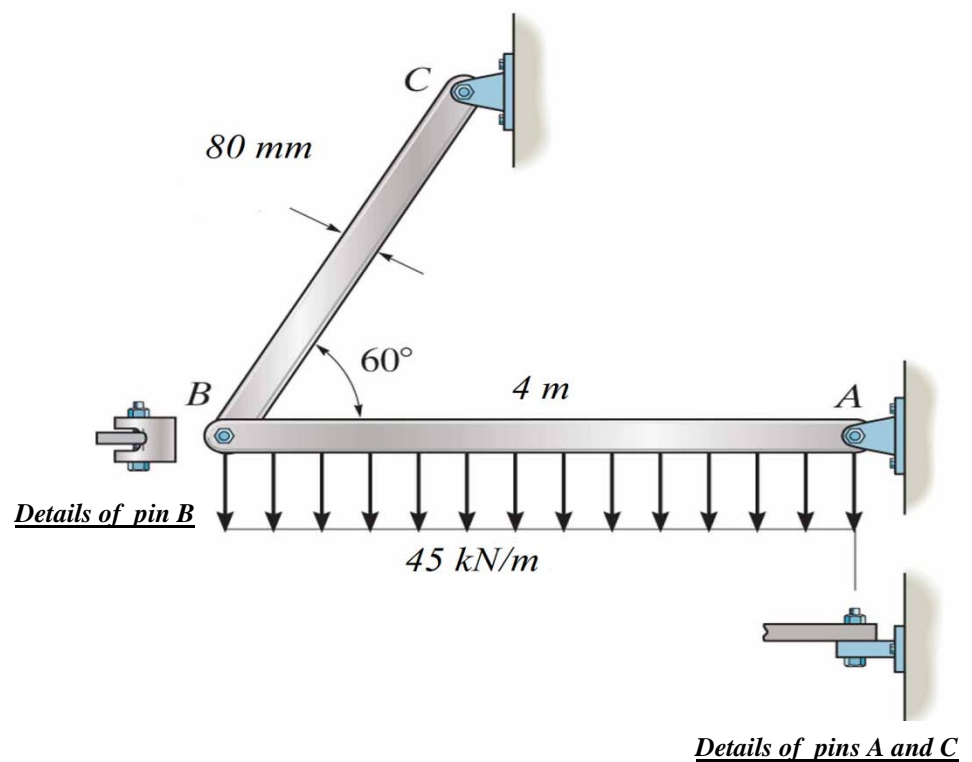
Problem # 1

The beam is supported by a pin at A and link BC . Determine:

- the average shear stresses in the pins at A and B ,
- the average normal stress in link BC ,
- the bearing stress between pin C and the link.

All pins have a diameter of 20 mm.

Thickness of link $BC = 20$ mm

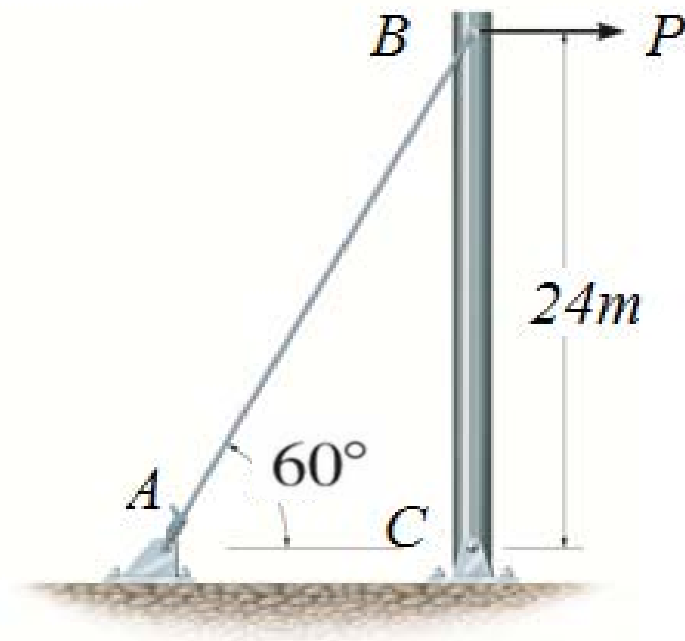


Problem # 2

The rigid pipe is supported by a pin at C and a guy wire AB . The pin has a diameter of 20 mm while the guy wire has a diameter of 10 mm. If the allowable normal stress for the guy wire is $\sigma_{allow} = 255$ MPa and the allowable shear stress for the pin is $\tau_{allow} = 131$ MPa, determine:

- the maximum P_{max} that can be applied to the assembly,
- the stretch in length and reduction in diameter of the guy wire AB .

Use $E = 68.9$ GPa and $\nu = 0.35$.



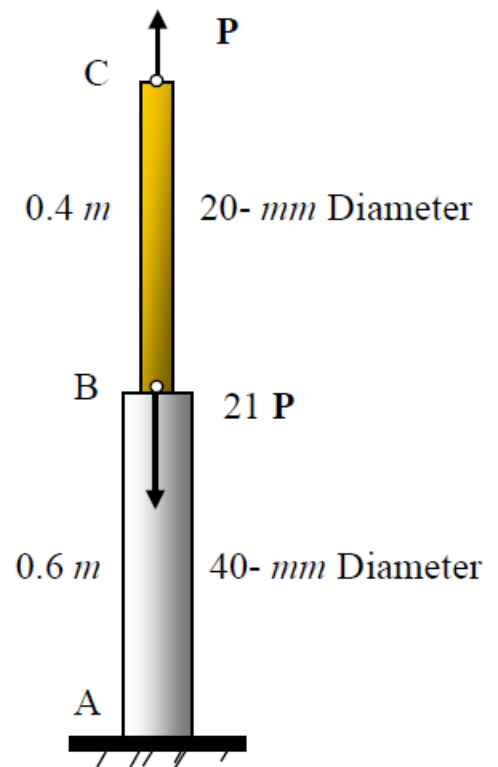
Detail of connection at C

Problem # 3

Rod ABC has a negligible mass and only supports two axial loads P and $21 P$ as shown. If *only* part BC is subjected to a temperature change $\Delta T = 40^\circ\text{C}$, determine:

- the required value of P if the length ABC should remain unchanged,
- the displacement δ_B of point B,
- the relative displacement $\delta_{B/C}$,
- the final length L_{AB} .

Given $E = 70 \text{ GPa}$ and $\alpha = 24 \times 10^{-6} / ^\circ\text{C}$.



Problem # 5

Block **A** rests on block **B** as shown. Each block is a cube with initial dimensions $200 \times 200 \times 200 \text{ mm}$. The 4 side-faces of block **A** are free to displace, while the 4 side-faces of block **B** are prevented from expanding (i.e. restrained in the x and y directions). Determine:

- the vertical displacement of the force F ,
- the stress σ_x for block **A**, and for Block **B**,
- the value of the Shear Modulus (G) for block **A**.

Ignore self-weight and any friction.

$E = 1 \text{ GPa}$, and $\nu = 0.2$

